

COVID-19 STATE DATASHEET

Alabama COVID-19 Data
Overview of Projections

Updated 04/05/2020 23:00 Pacific Time

Assumes the continuation of strong social distancing measures and other protective measures

DATE OF PEAK
RESOURCE USE

4/18/2020

PEAK COVID-19
DEATHS PER DAY

43

CUMULATIVE
COVID-19 DEATHS
ON AUG. 4, 2020

923

RESOURCES NEEDED FOR COVID PATIENTS ON PEAK DATE

All beds needed

2,052 beds

All beds available

5,743 beds

Bed Shortage

0 beds

ICU beds needed

400 beds

ICU beds available

474 beds

ICU Bed Shortage

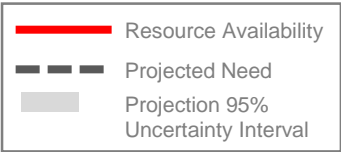
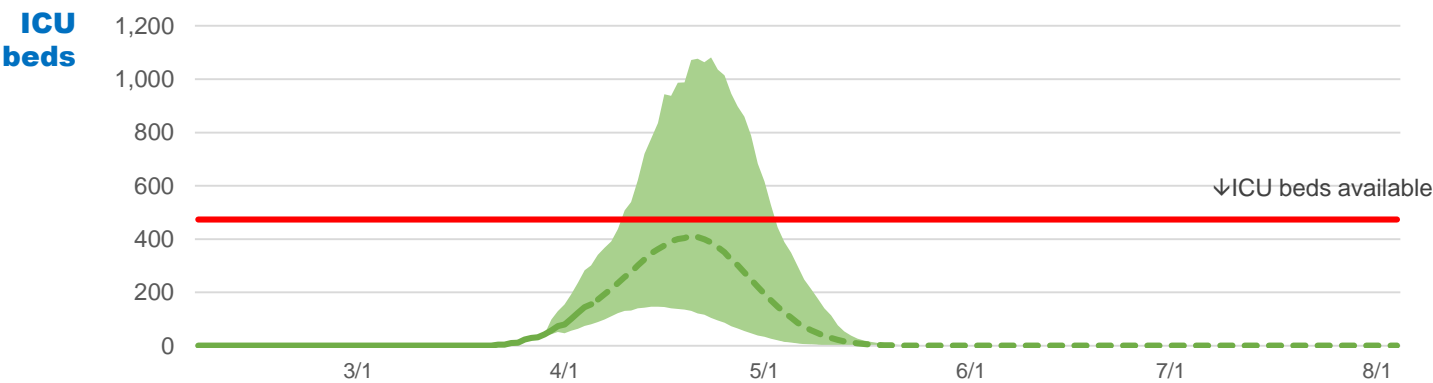
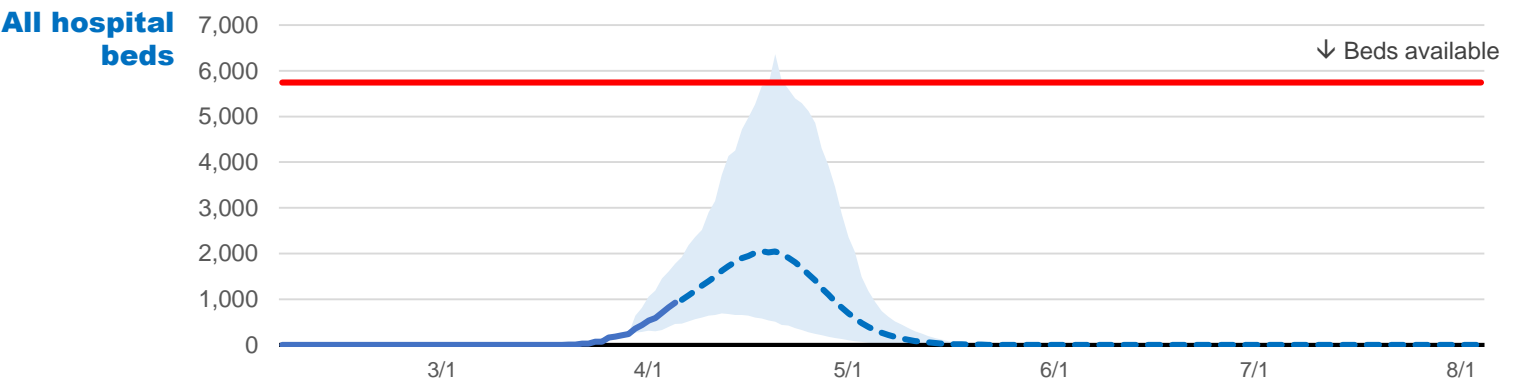
0 beds

Invasive ventilators needed

340

COVID-19 STATE DATASHEET

Alabama COVID-19 Data
Projected hospital resource use



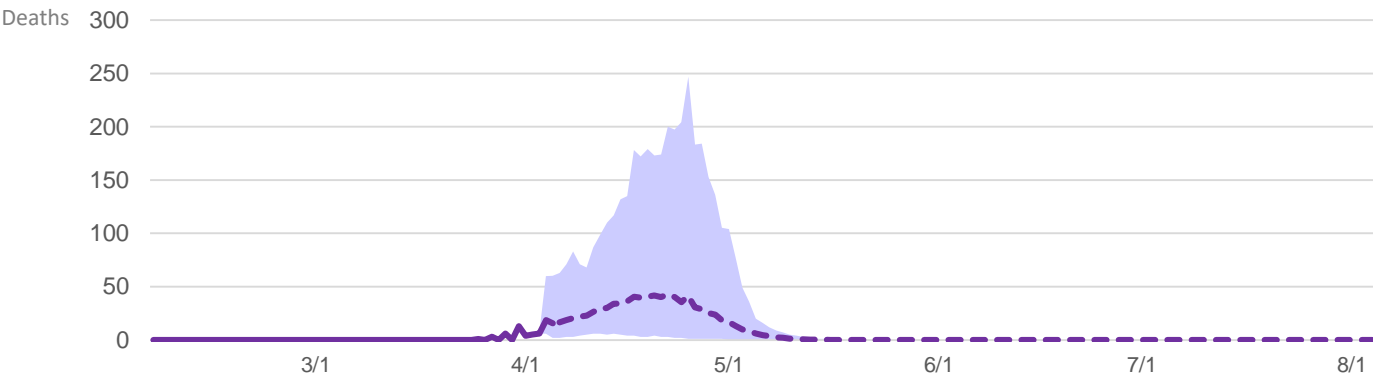
Source: Institute for Health Metrics and Evaluation (IHME). COVID-19 Projections. Seattle, WA: IHME, University of Washington, 2020. Available from <https://covid19.healthdata.org/projections> (Accessed March 30, 2020)

COVID-19 STATE DATASHEET

Alabama COVID-19 Data

Projected deaths per day

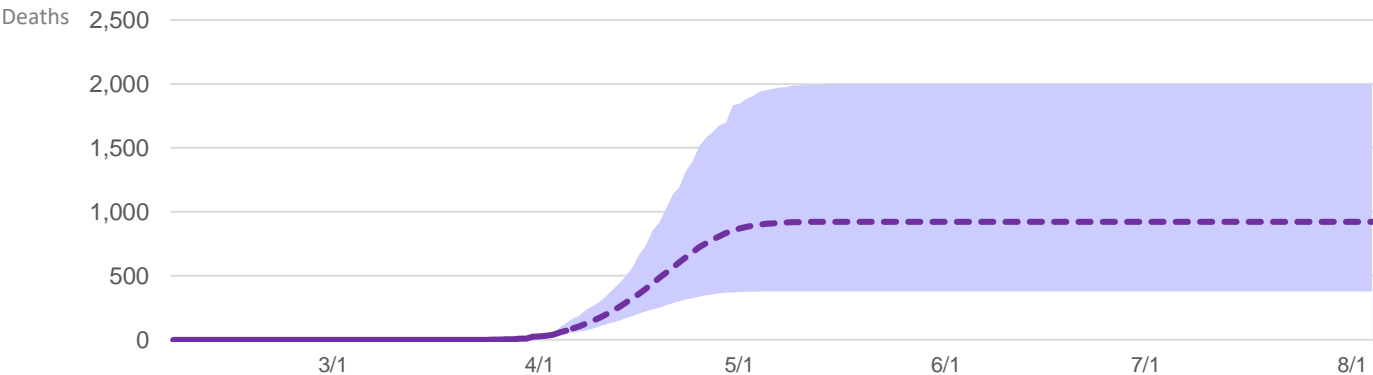
43
COVID-19 deaths
Projected on
Apr 22, 2020



Projected total deaths

923
Cumulative COVID-19
deaths

PROJECTED THROUGH
August 4, 2020



Source: Institute for Health Metrics and Evaluation (IHME). COVID-19 Projections. Seattle, WA: IHME, University of Washington, 2020. Available from <https://covid19.healthdata.org/projections> (Accessed March 30, 2020)

Projection

Projection 95%
Uncertainty Interval

COVID-19 STATE DATASHEET

Alaska COVID-19 Data
Overview of Projections

Updated 04/05/2020 23:00 Pacific Time

Assumes the continuation of strong social distancing measures and other protective measures

DATE OF PEAK
RESOURCE USE

4/17/2020

PEAK COVID-19
DEATHS PER DAY

18

CUMULATIVE
COVID-19 DEATHS
ON AUG. 4, 2020

315

RESOURCES NEEDED FOR COVID PATIENTS ON PEAK DATE

All beds needed

780 beds

All beds available

682 beds

Bed Shortage

98 beds

ICU beds needed

154 beds

ICU beds available

54 beds

ICU Bed Shortage

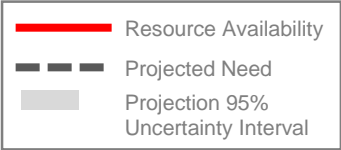
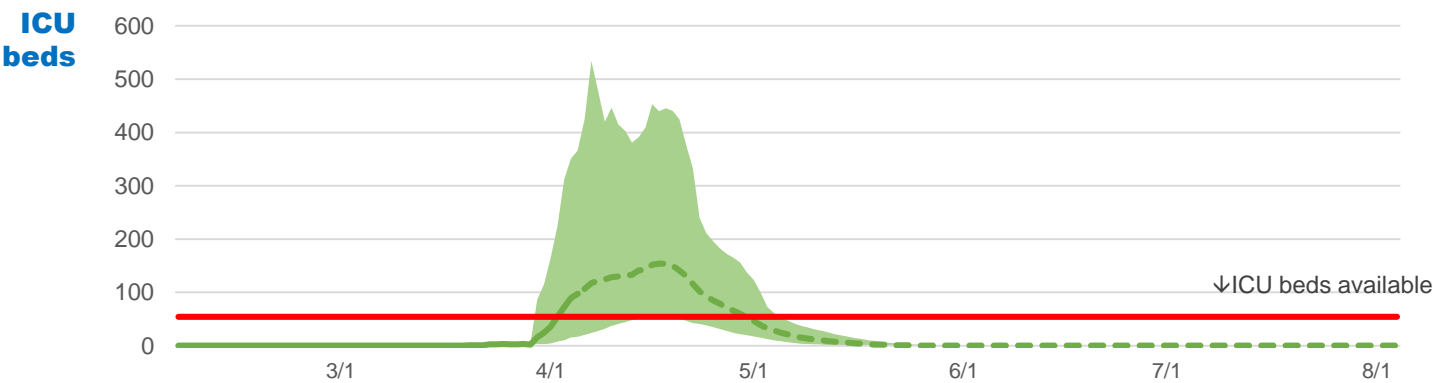
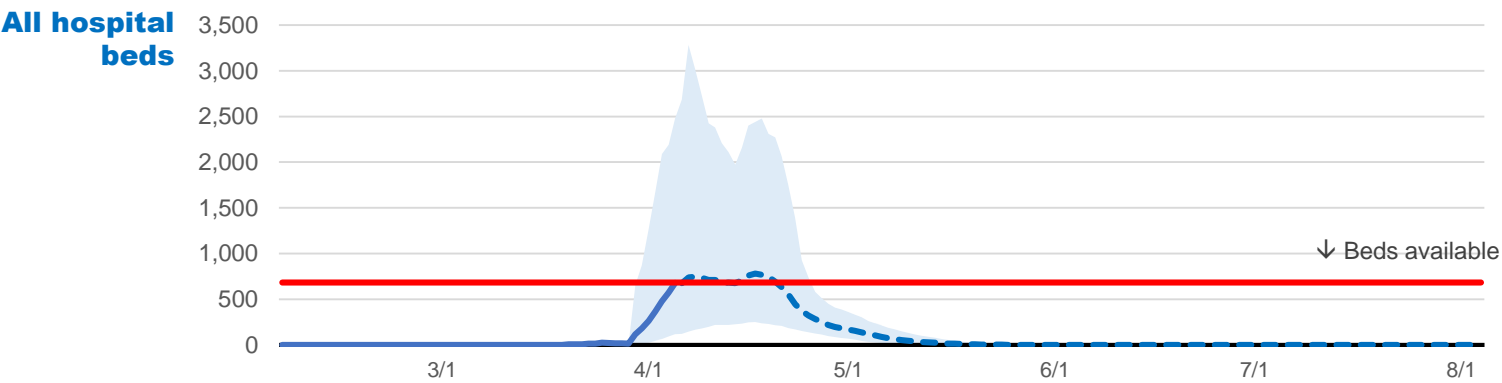
100 beds

Invasive ventilators needed

131

COVID-19 STATE DATASHEET

Alaska COVID-19 Data
Projected hospital resource use

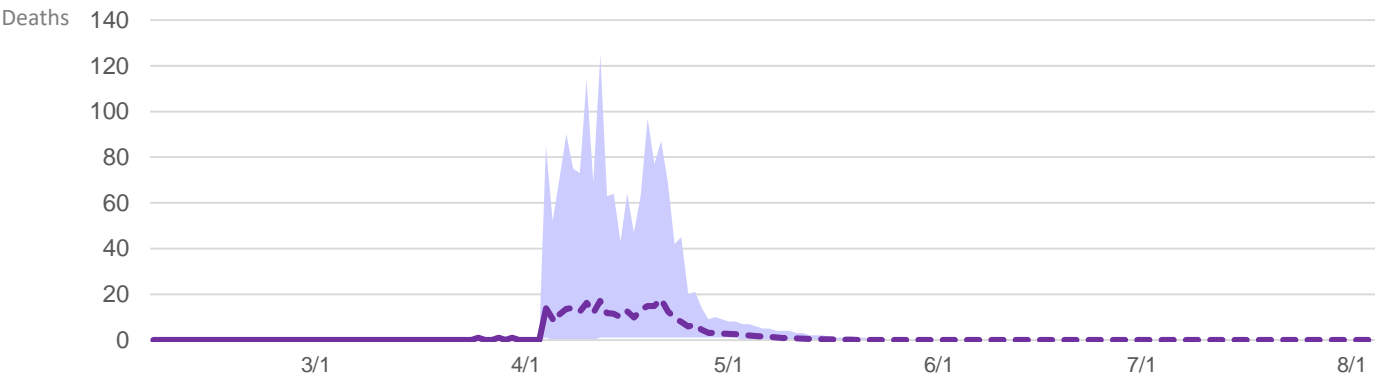


Source: Institute for Health Metrics and Evaluation (IHME). **COVID-19 Projections**. Seattle, WA: IHME, University of Washington, 2020. Available from <https://covid19.healthdata.org/projections> (Accessed March 30, 2020)

COVID-19 STATE DATASHEET

Alaska COVID-19 Data
Projected deaths per day

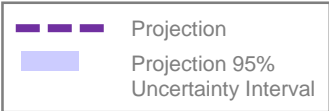
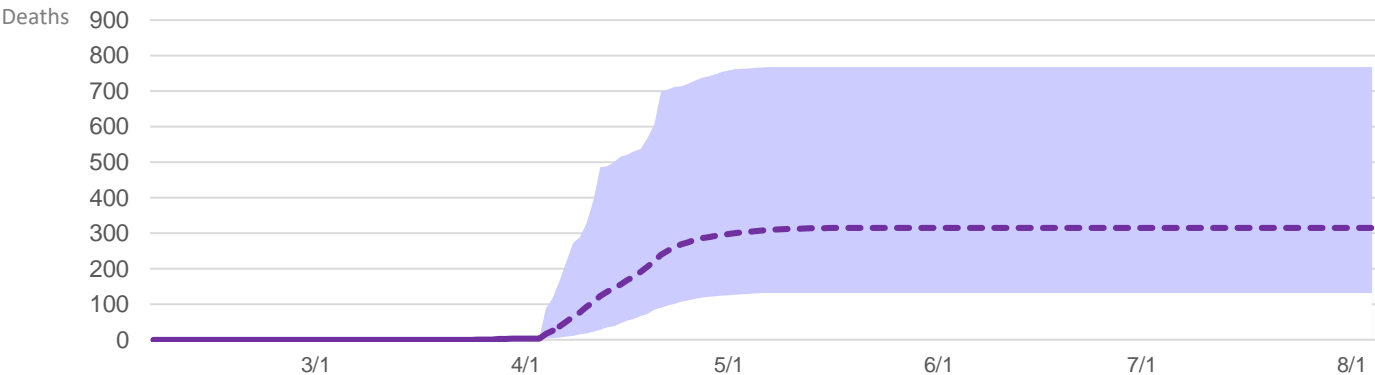
18
COVID-19 deaths
Projected on
Apr 21, 2020



Projected total deaths

315
Cumulative COVID-19
deaths

PROJECTED THROUGH
August 4, 2020



Source: Institute for Health Metrics and Evaluation (IHME). COVID-19 Projections. Seattle, WA: IHME, University of Washington, 2020. Available from <https://covid19.healthdata.org/projections> (Accessed March 30, 2020)

COVID-19 STATE DATASHEET

Arizona COVID-19 Data
Overview of Projections

Updated 04/05/2020 23:00 Pacific Time

Assumes the continuation of strong social distancing measures and other protective measures

DATE OF PEAK
RESOURCE USE

PEAK COVID-19
DEATHS PER DAY

CUMULATIVE
COVID-19 DEATHS
ON AUG. 4, 2020

4/23/2020

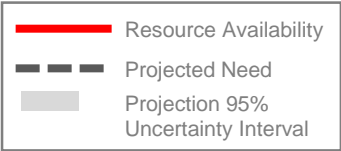
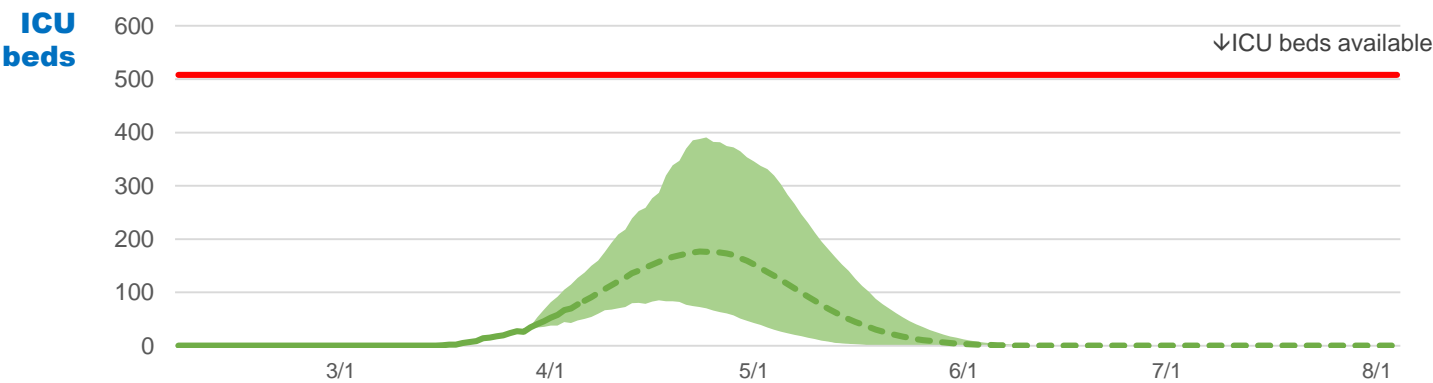
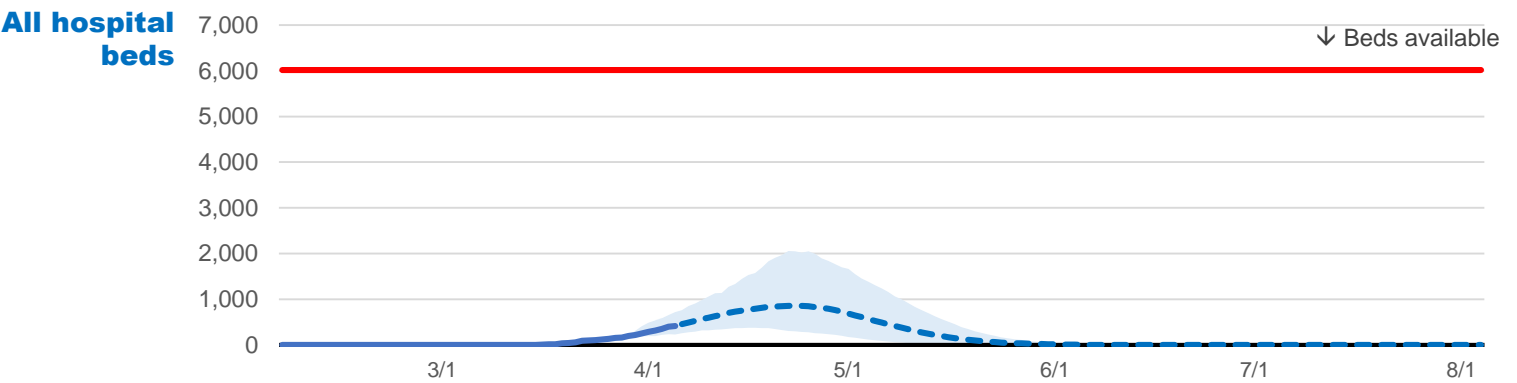
17

570

RESOURCES NEEDED FOR COVID PATIENTS ON PEAK DATE		
All beds needed	All beds available	Bed Shortage
856 beds	6,017 beds	0 beds
ICU beds needed	ICU beds available	ICU Bed Shortage
177 beds	508 beds	0 beds
Invasive ventilators needed		
150		

COVID-19 STATE DATASHEET

Arizona COVID-19 Data
Projected hospital resource use

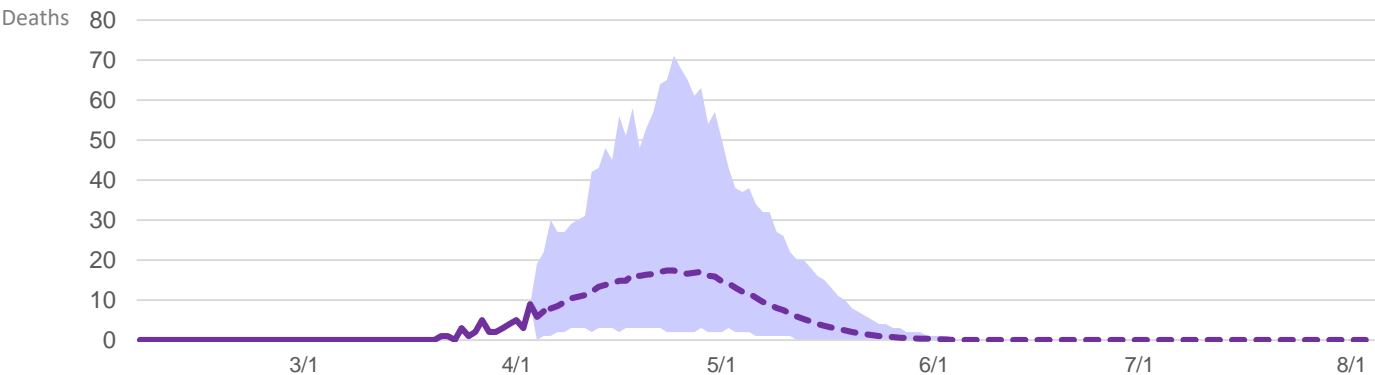


Source: Institute for Health Metrics and Evaluation (IHME). COVID-19 Projections. Seattle, WA: IHME, University of Washington, 2020. Available from <https://covid19.healthdata.org/projections> (Accessed March 30, 2020)

COVID-19 STATE DATASHEET

Arizona COVID-19 Data
Projected deaths per day

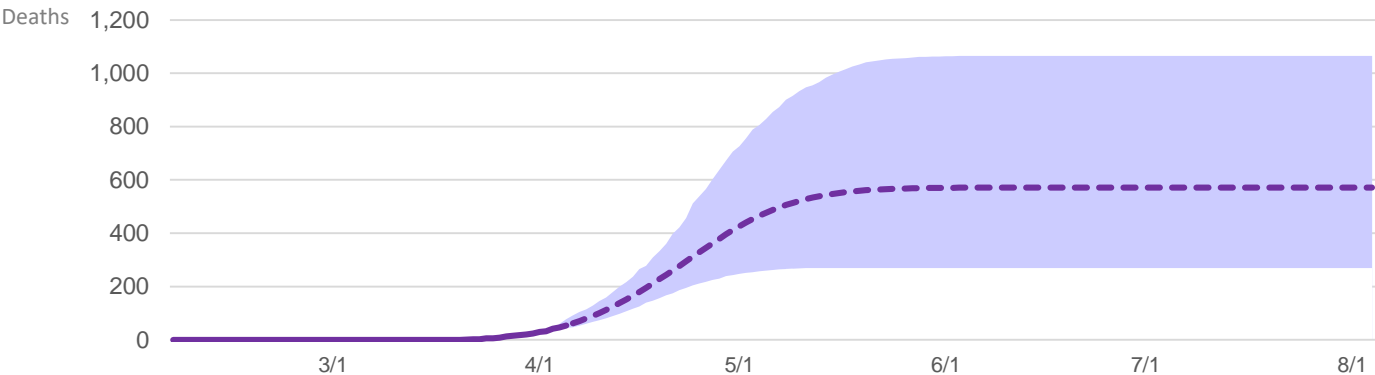
17
COVID-19 deaths
Projected on
Apr 23, 2020



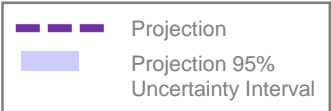
Projected total deaths

570
Cumulative COVID-19
deaths

PROJECTED THROUGH
August 4, 2020



Source: Institute for Health Metrics and Evaluation (IHME). COVID-19 Projections. Seattle, WA: IHME, University of Washington, 2020. Available from <https://covid19.healthdata.org/projections> (Accessed March 30, 2020)



COVID-19 STATE DATASHEET

Arkansas COVID-19 Data
Overview of Projections

Updated 04/05/2020 23:00 Pacific Time

Assumes the continuation of strong social distancing measures and other protective measures

DATE OF PEAK
RESOURCE USE

4/24/2020

PEAK COVID-19
DEATHS PER DAY

10

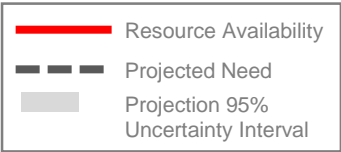
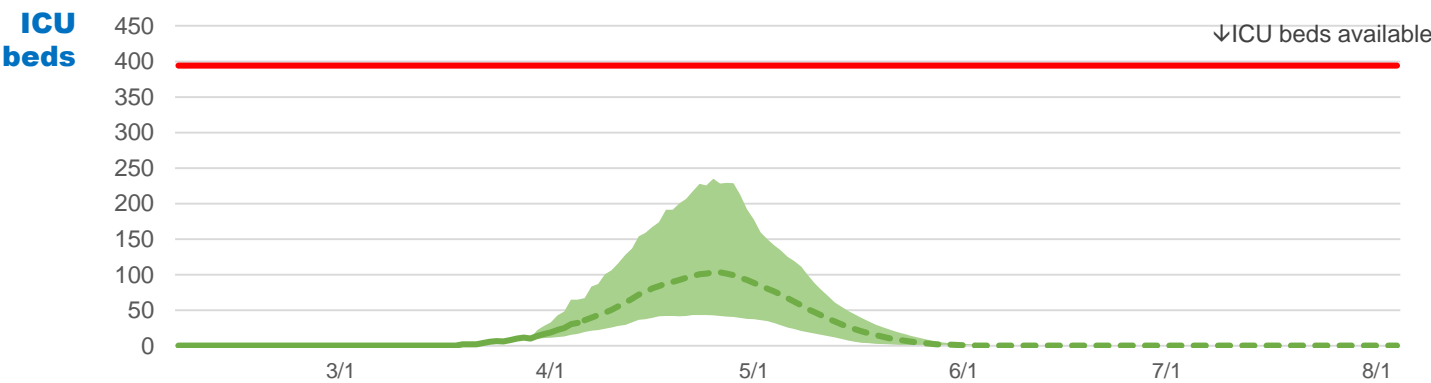
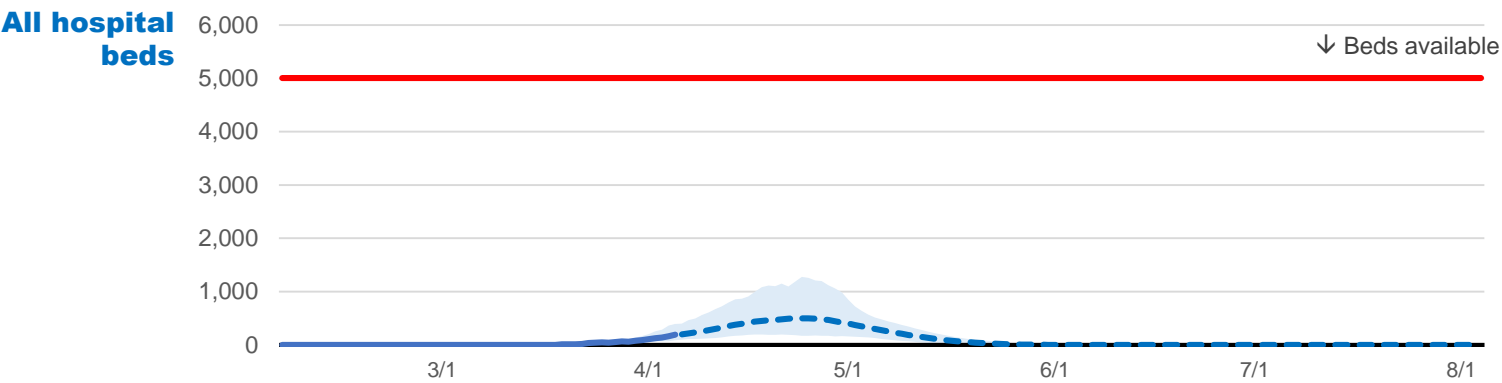
CUMULATIVE
COVID-19 DEATHS
ON AUG. 4, 2020

297

RESOURCES NEEDED FOR COVID PATIENTS ON PEAK DATE		
All beds needed	All beds available	Bed Shortage
500 beds	5,005 beds	0 beds
ICU beds needed	ICU beds available	ICU Bed Shortage
102 beds	394 beds	0 beds
Invasive ventilators needed		
86		

COVID-19 STATE DATASHEET

Arkansas COVID-19 Data
Projected hospital resource use



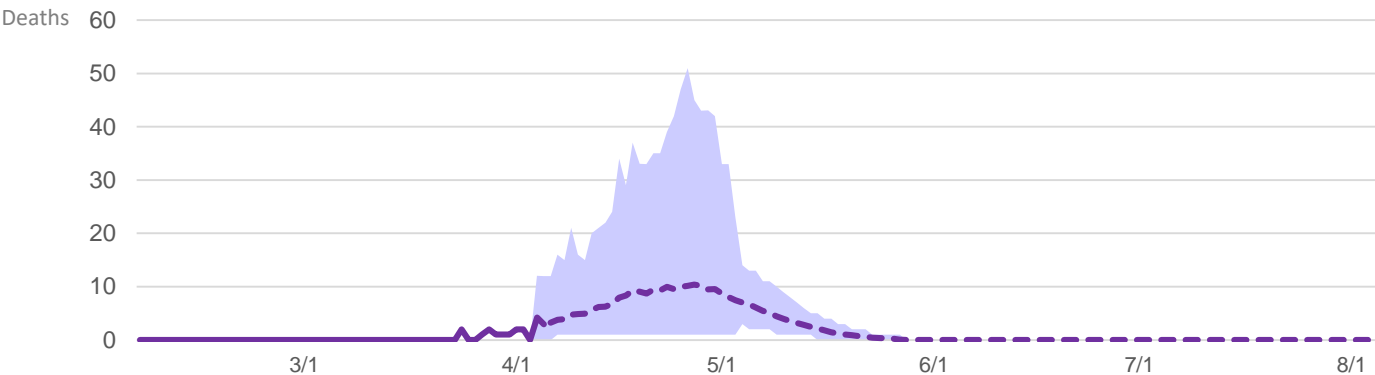
Source: Institute for Health Metrics and Evaluation (IHME). **COVID-19 Projections**. Seattle, WA: IHME, University of Washington, 2020. Available from <https://covid19.healthdata.org/projections> (Accessed March 30, 2020)

COVID-19 STATE DATASHEET

Arkansas COVID-19 Data

Projected deaths per day

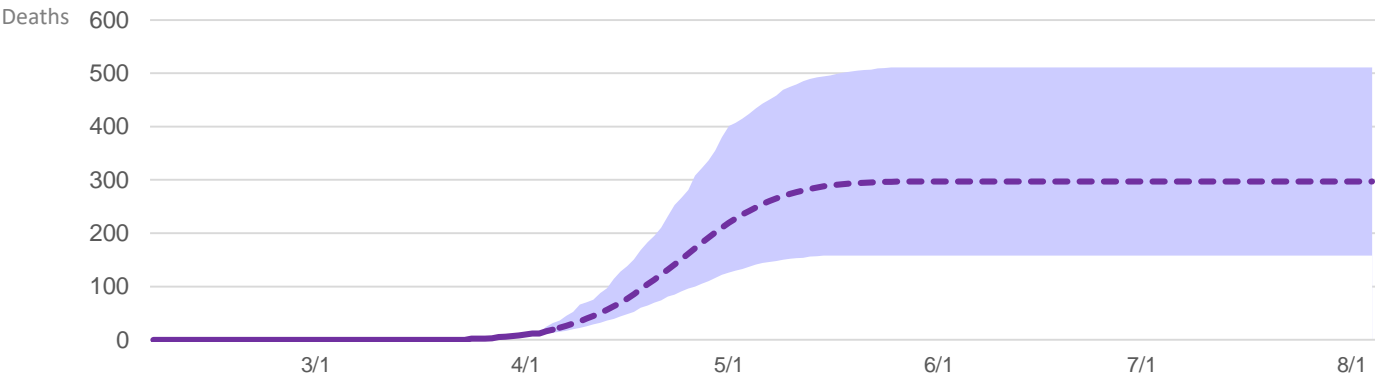
10
COVID-19 deaths
Projected on
Apr 27, 2020



Projected total deaths

297
Cumulative COVID-19
deaths

PROJECTED THROUGH
August 4, 2020



Source: Institute for Health Metrics and Evaluation (IHME). COVID-19 Projections. Seattle, WA: IHME, University of Washington, 2020. Available from <https://covid19.healthdata.org/projections> (Accessed March 30, 2020)

Projection

Projection 95%
Uncertainty Interval

COVID-19 STATE DATASHEET

California COVID-19 Data
Overview of Projections

Updated 04/05/2020 23:00 Pacific Time

Assumes the continuation of strong social distancing measures and other protective measures

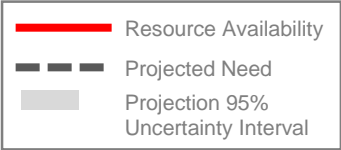
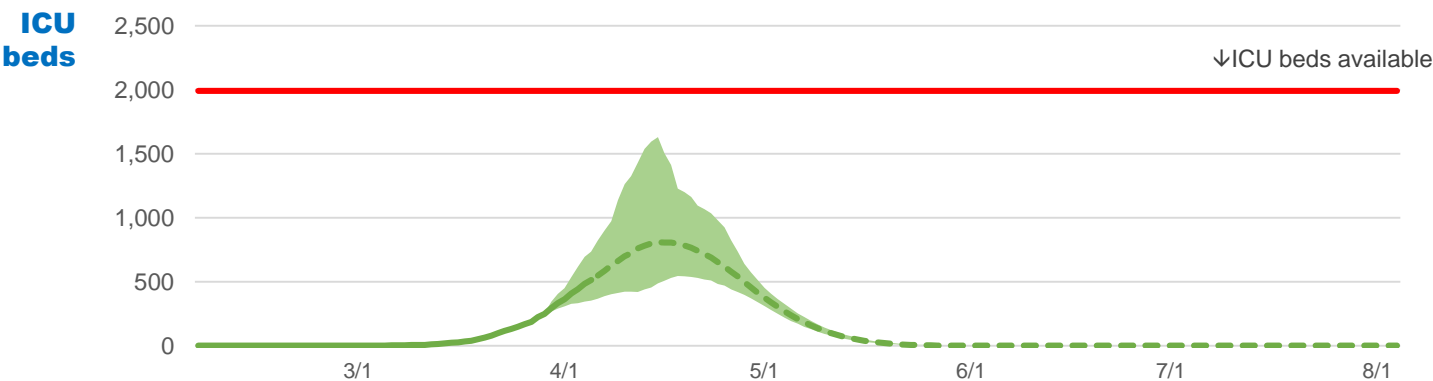
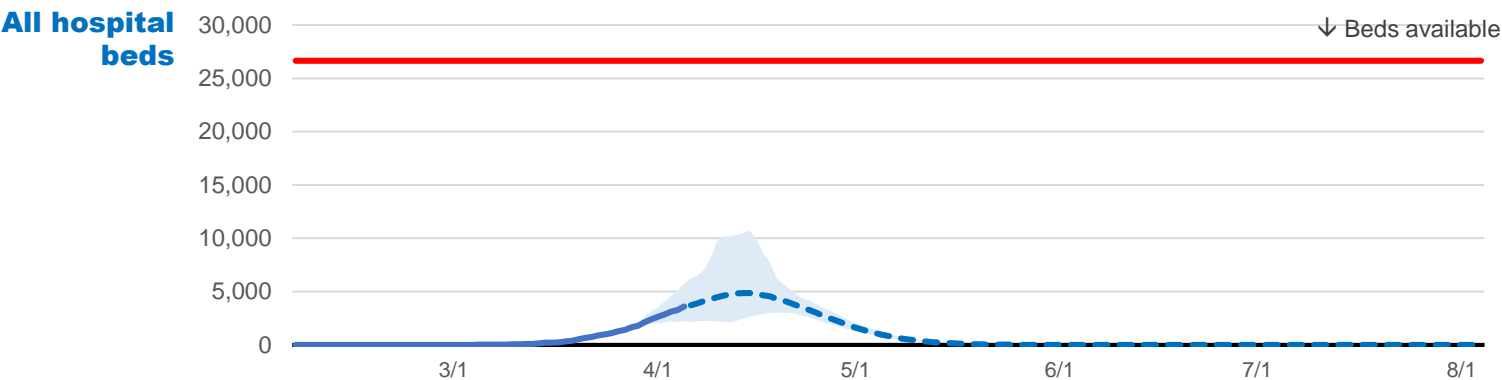
DATE OF PEAK RESOURCE USE	PEAK COVID-19 DEATHS PER DAY	CUMULATIVE COVID-19 DEATHS ON AUG. 4, 2020
4/14/2020	70	1,783

RESOURCES NEEDED FOR COVID PATIENTS ON PEAK DATE		
All beds needed	All beds available	Bed Shortage
4,869 beds	26,654 beds	0 beds
ICU beds needed	ICU beds available	ICU Bed Shortage
798 beds	1,993 beds	0 beds
Invasive ventilators needed		
678		

Source: Institute for Health Metrics and Evaluation (IHME). COVID-19 Projections. Seattle, WA: IHME, University of Washington, 2020. Available from <https://covid19.healthdata.org/projections> (Accessed March 30, 2020)

COVID-19 STATE DATASHEET

California COVID-19 Data
Projected hospital resource use



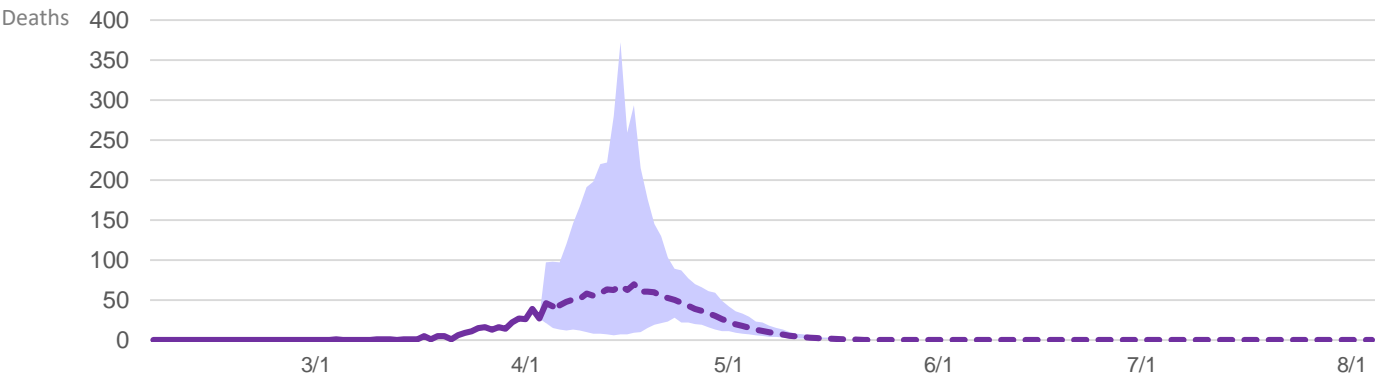
Source: Institute for Health Metrics and Evaluation (IHME). **COVID-19 Projections**. Seattle, WA: IHME, University of Washington, 2020. Available from <https://covid19.healthdata.org/projections> (Accessed March 30, 2020)

COVID-19 STATE DATASHEET

California COVID-19 Data

Projected deaths per day

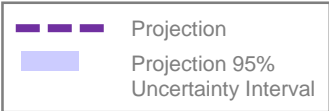
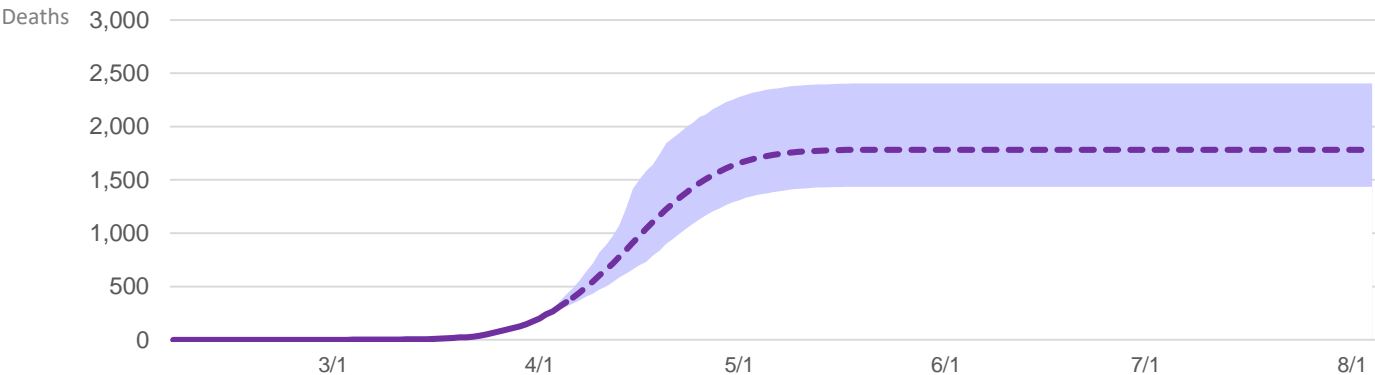
70
COVID-19 deaths
Projected on
Apr 17, 2020



Projected total deaths

1,783
Cumulative COVID-19
deaths

PROJECTED THROUGH
August 4, 2020



Source: Institute for Health Metrics and Evaluation (IHME). COVID-19 Projections. Seattle, WA: IHME, University of Washington, 2020. Available from <https://covid19.healthdata.org/projections> (Accessed March 30, 2020)

COVID-19 STATE DATASHEET

Colorado COVID-19 Data
Overview of Projections

Updated 04/05/2020 23:00 Pacific Time

Assumes the continuation of strong social distancing measures and other protective measures

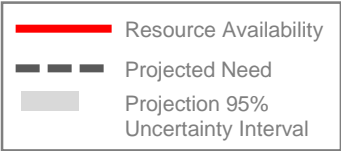
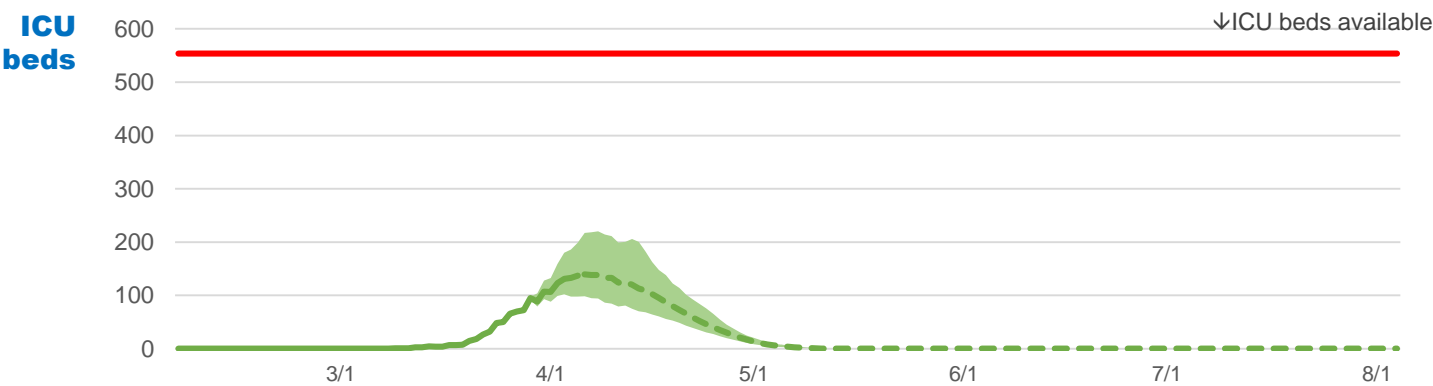
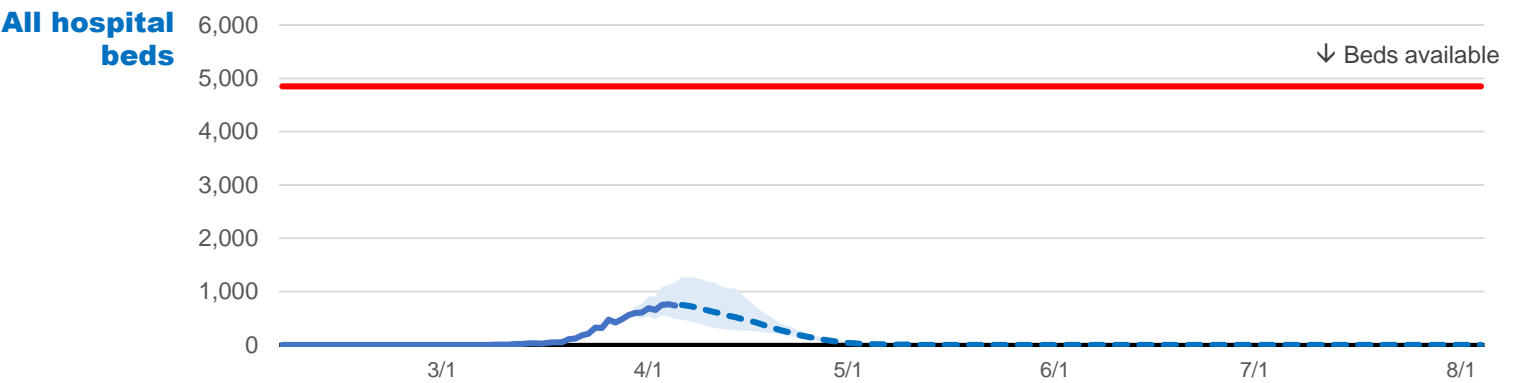
DATE OF PEAK RESOURCE USE	PEAK COVID-19 DEATHS PER DAY	CUMULATIVE COVID-19 DEATHS ON AUG. 4, 2020
4/4/2020	22	302

RESOURCES NEEDED FOR COVID PATIENTS ON PEAK DATE		
All beds needed	All beds available	Bed Shortage
764 beds	4,851 beds	0 beds
ICU beds needed	ICU beds available	ICU Bed Shortage
133 beds	554 beds	0 beds
Invasive ventilators needed		
113		

Source: Institute for Health Metrics and Evaluation (IHME). COVID-19 Projections. Seattle, WA: IHME, University of Washington, 2020. Available from <https://covid19.healthdata.org/projections> (Accessed March 30, 2020)

COVID-19 STATE DATASHEET

Colorado COVID-19 Data
Projected hospital resource use

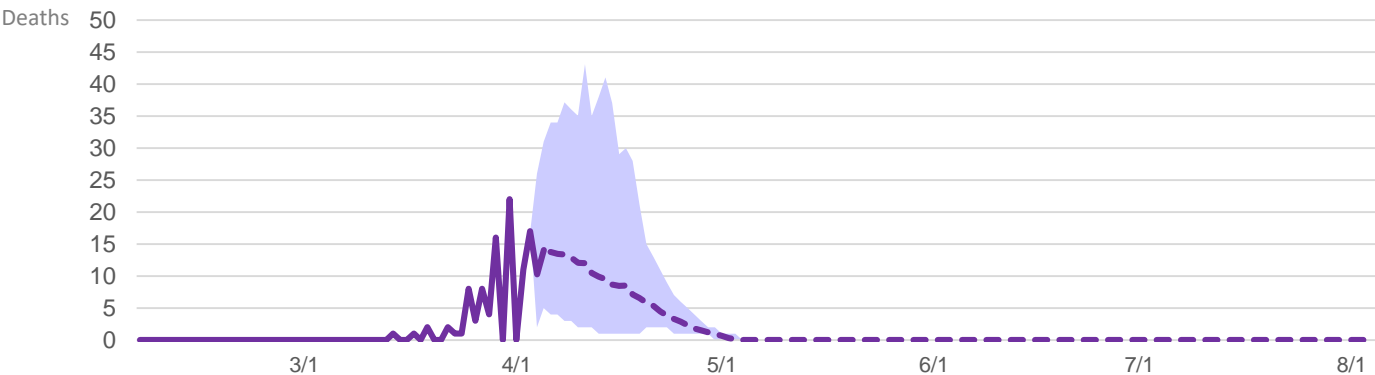


Source: Institute for Health Metrics and Evaluation (IHME). COVID-19 Projections. Seattle, WA: IHME, University of Washington, 2020. Available from <https://covid19.healthdata.org/projections> (Accessed March 30, 2020)

COVID-19 STATE DATASHEET

Colorado COVID-19 Data
Projected deaths per day

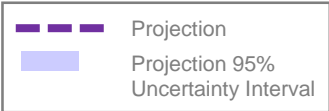
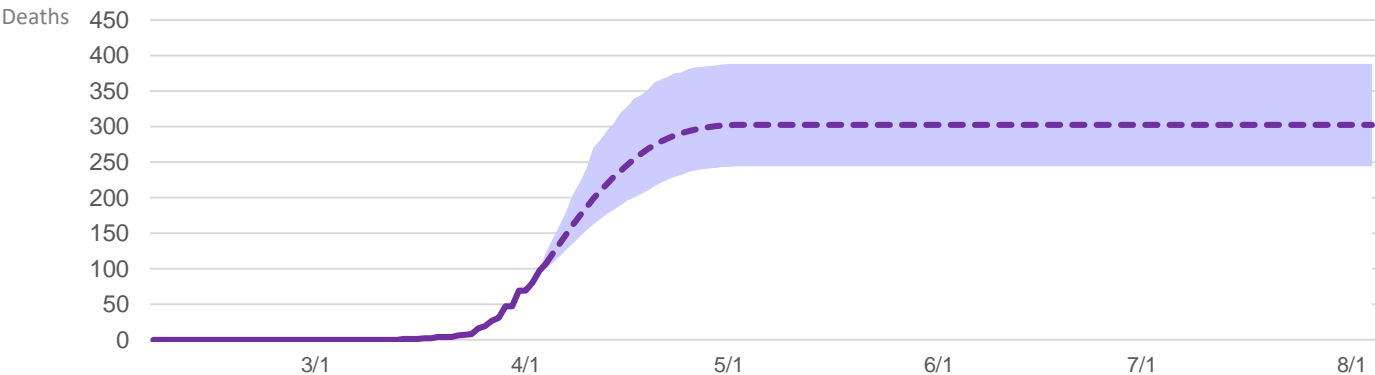
22
COVID-19 deaths
Projected on
Mar 31, 2020



Projected total deaths

302
Cumulative COVID-19
deaths

PROJECTED THROUGH
August 4, 2020



Source: Institute for Health Metrics and Evaluation (IHME). COVID-19 Projections. Seattle, WA: IHME, University of Washington, 2020. Available from <https://covid19.healthdata.org/projections> (Accessed March 30, 2020)

COVID-19 STATE DATASHEET

Connecticut COVID-19 Data
Overview of Projections

Updated 04/05/2020 23:00 Pacific Time

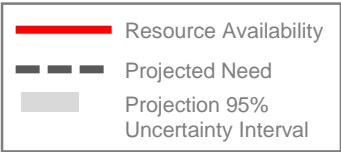
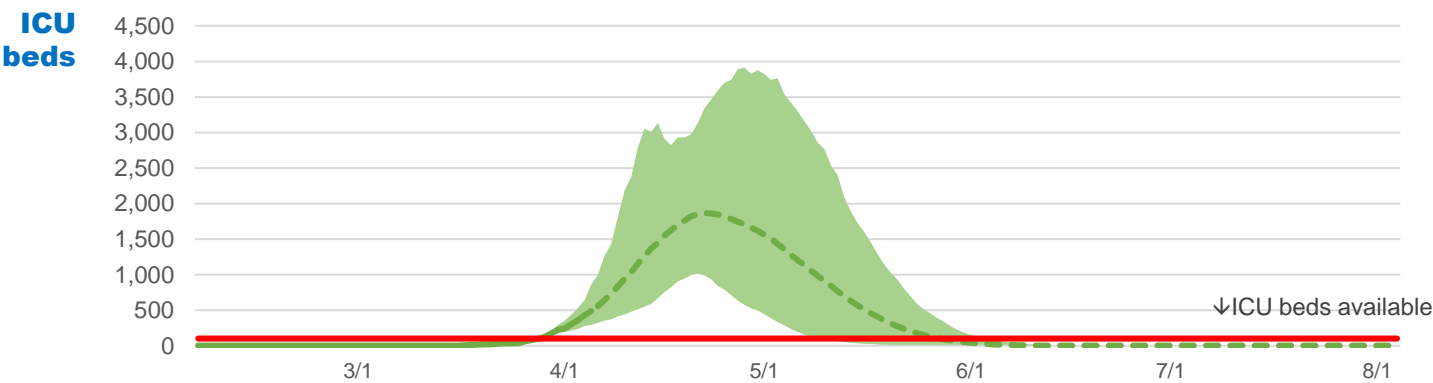
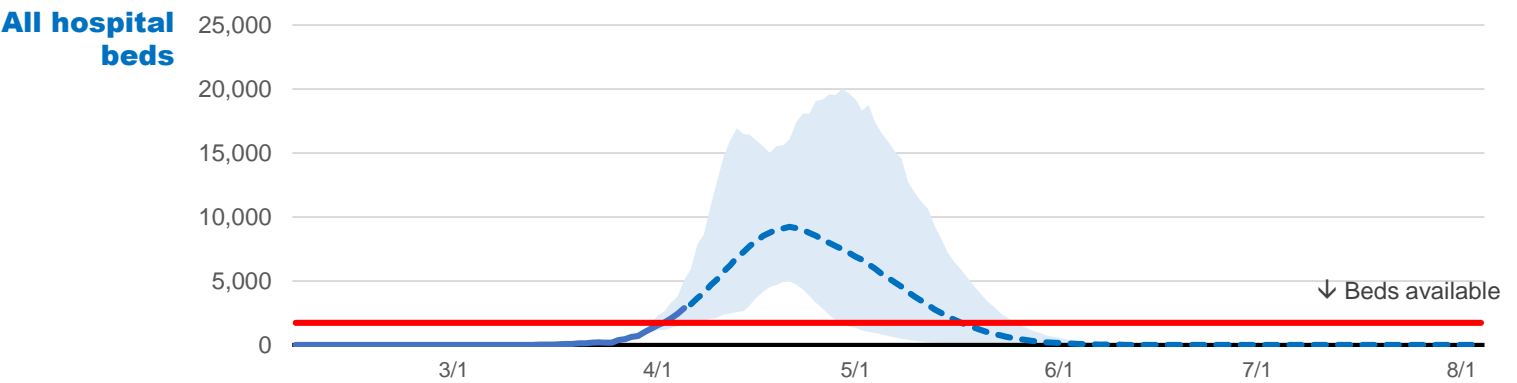
Assumes the continuation of strong social distancing measures and other protective measures

DATE OF PEAK RESOURCE USE	PEAK COVID-19 DEATHS PER DAY	CUMULATIVE COVID-19 DEATHS ON AUG. 4, 2020
4/21/2020	192	5,474

RESOURCES NEEDED FOR COVID PATIENTS ON PEAK DATE		
All beds needed	All beds available	Bed Shortage
9,226 beds	1,738 beds	7,488 beds
ICU beds needed	ICU beds available	ICU Bed Shortage
1,850 beds	99 beds	1,751 beds
Invasive ventilators needed		
1,573		

COVID-19 STATE DATASHEET

Connecticut COVID-19 Data
Projected hospital resource use



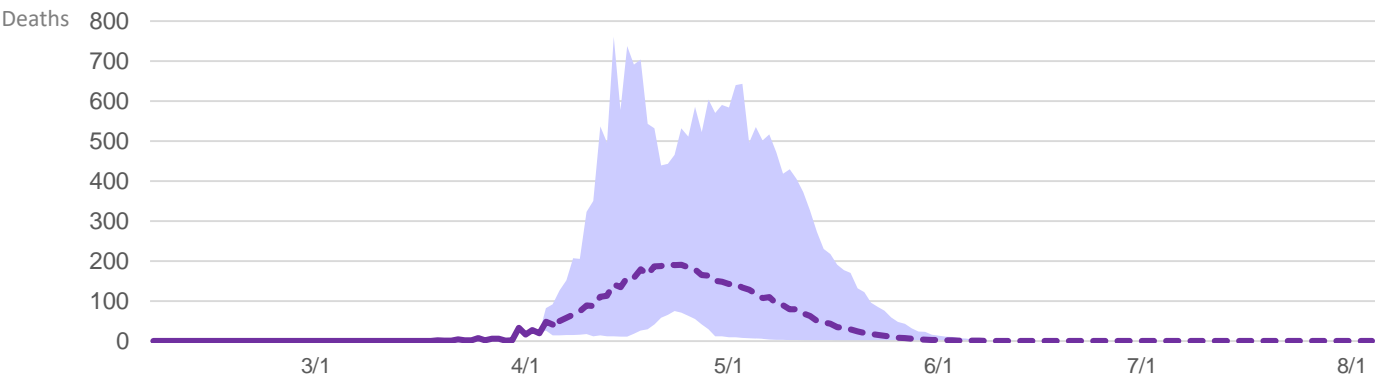
Source: Institute for Health Metrics and Evaluation (IHME). **COVID-19 Projections**. Seattle, WA: IHME, University of Washington, 2020. Available from <https://covid19.healthdata.org/projections> (Accessed March 30, 2020)

COVID-19 STATE DATASHEET

Connecticut COVID-19 Data

Projected deaths per day

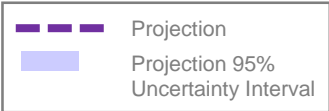
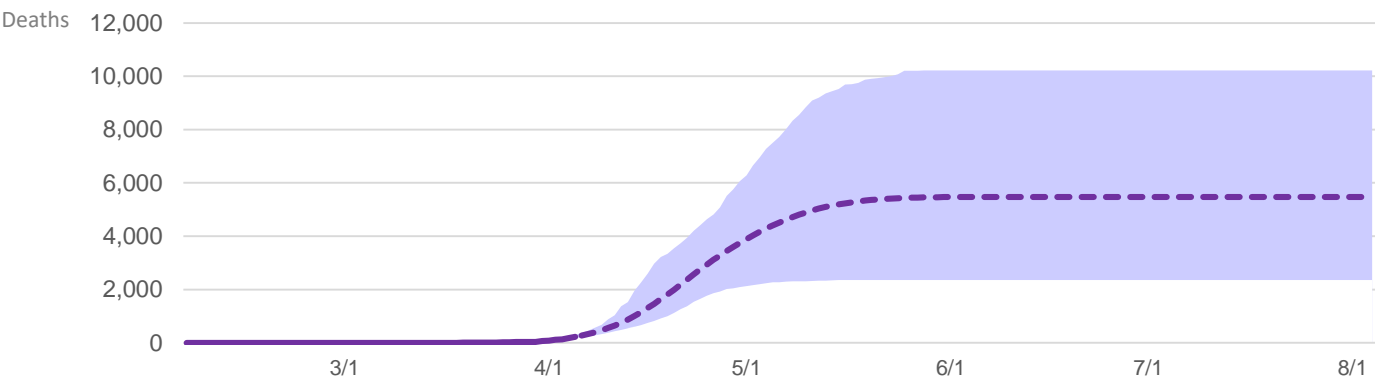
192
COVID-19 deaths
Projected on
Apr 22, 2020



Projected total deaths

5,474
Cumulative COVID-19
deaths

PROJECTED THROUGH
August 4, 2020



Source: Institute for Health Metrics and Evaluation (IHME). COVID-19 Projections. Seattle, WA: IHME, University of Washington, 2020. Available from <https://covid19.healthdata.org/projections> (Accessed March 30, 2020)

COVID-19 STATE DATASHEET

Delaware COVID-19 Data
Overview of Projections

Updated 04/05/2020 23:00 Pacific Time

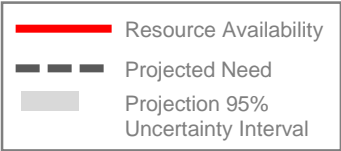
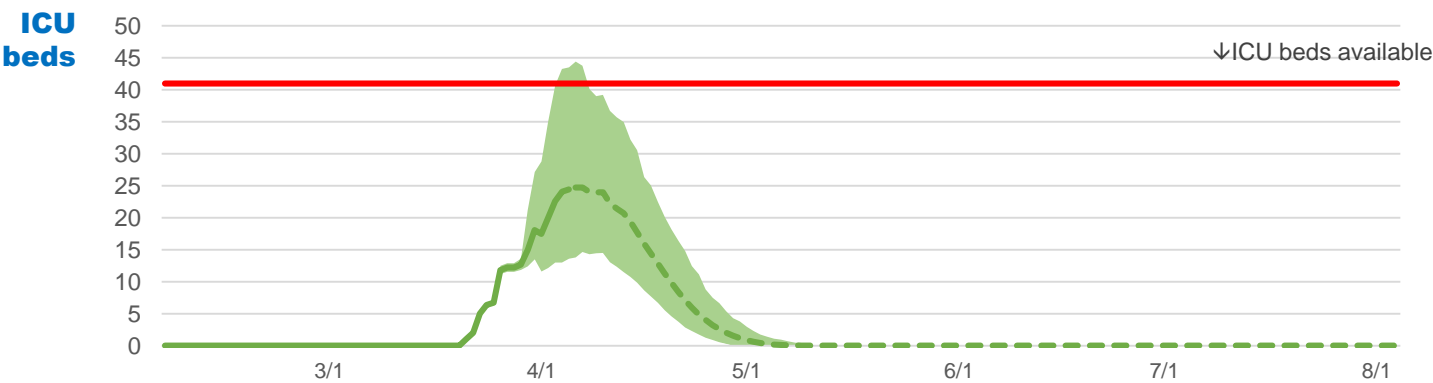
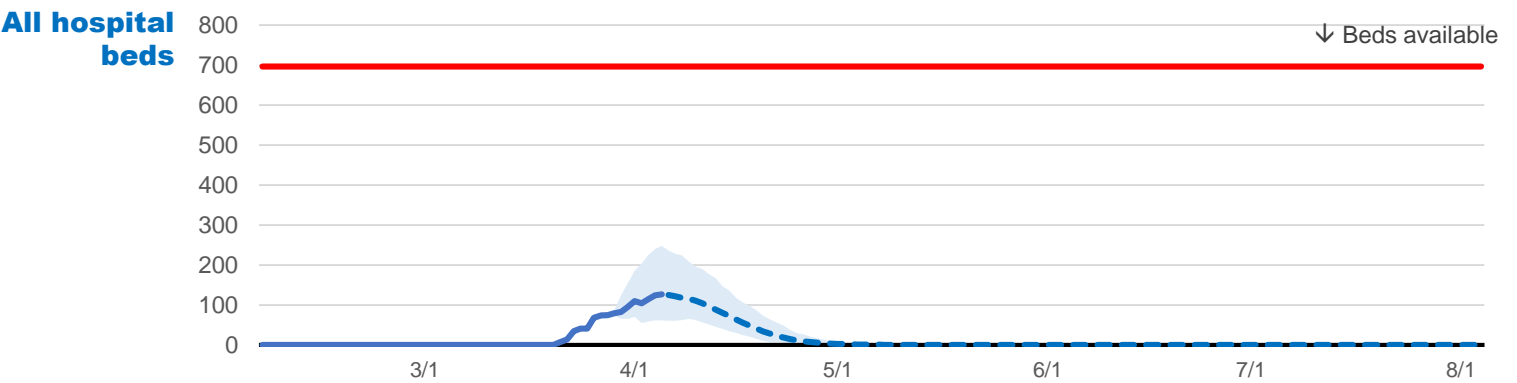
Assumes the continuation of strong social distancing measures and other protective measures

DATE OF PEAK RESOURCE USE	PEAK COVID-19 DEATHS PER DAY	CUMULATIVE COVID-19 DEATHS ON AUG. 4, 2020
4/5/2020	4	50

RESOURCES NEEDED FOR COVID PATIENTS ON PEAK DATE		
All beds needed	All beds available	Bed Shortage
127 beds	696 beds	0 beds
ICU beds needed	ICU beds available	ICU Bed Shortage
24 beds	41 beds	0 beds
Invasive ventilators needed		
21		

COVID-19 STATE DATASHEET

Delaware COVID-19 Data
Projected hospital resource use



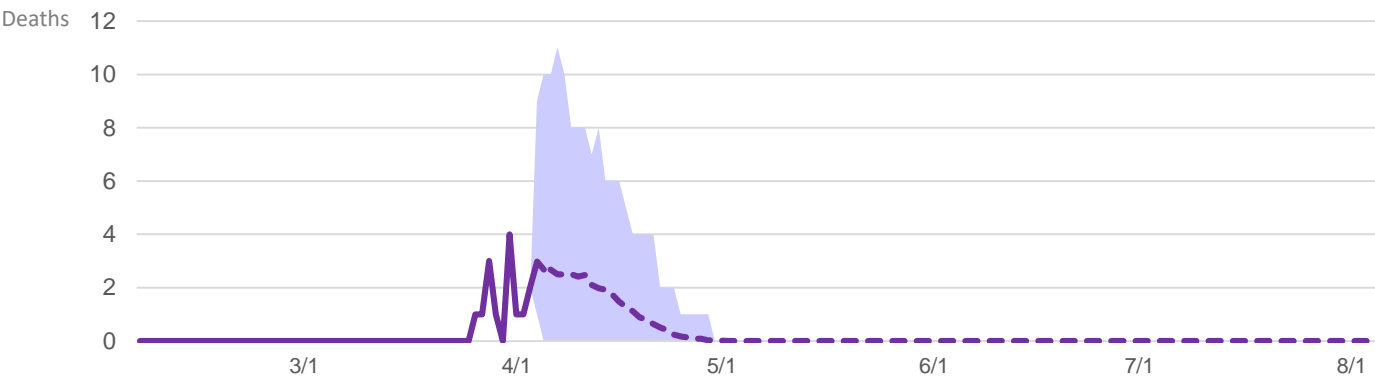
Source: Institute for Health Metrics and Evaluation (IHME). COVID-19 Projections. Seattle, WA: IHME, University of Washington, 2020. Available from <https://covid19.healthdata.org/projections> (Accessed March 30, 2020)

COVID-19 STATE DATASHEET

Delaware COVID-19 Data

Projected deaths per day

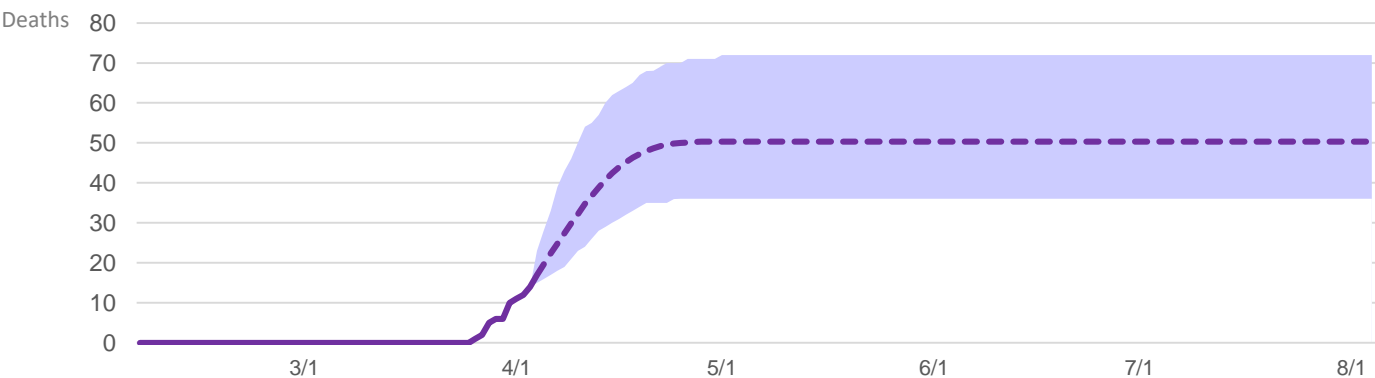
4
COVID-19 deaths
Projected on
Mar 31, 2020



Projected total deaths

50
Cumulative COVID-19
deaths

PROJECTED THROUGH
August 4, 2020



Source: Institute for Health Metrics and Evaluation (IHME). COVID-19 Projections. Seattle, WA: IHME, University of Washington, 2020. Available from <https://covid19.healthdata.org/projections> (Accessed March 30, 2020)

Projection

Projection 95%
Uncertainty Interval

COVID-19 STATE DATASHEET

District of Columbia COVID-19
Data
Overview of Projections

Updated 04/05/2020 23:00 Pacific Time

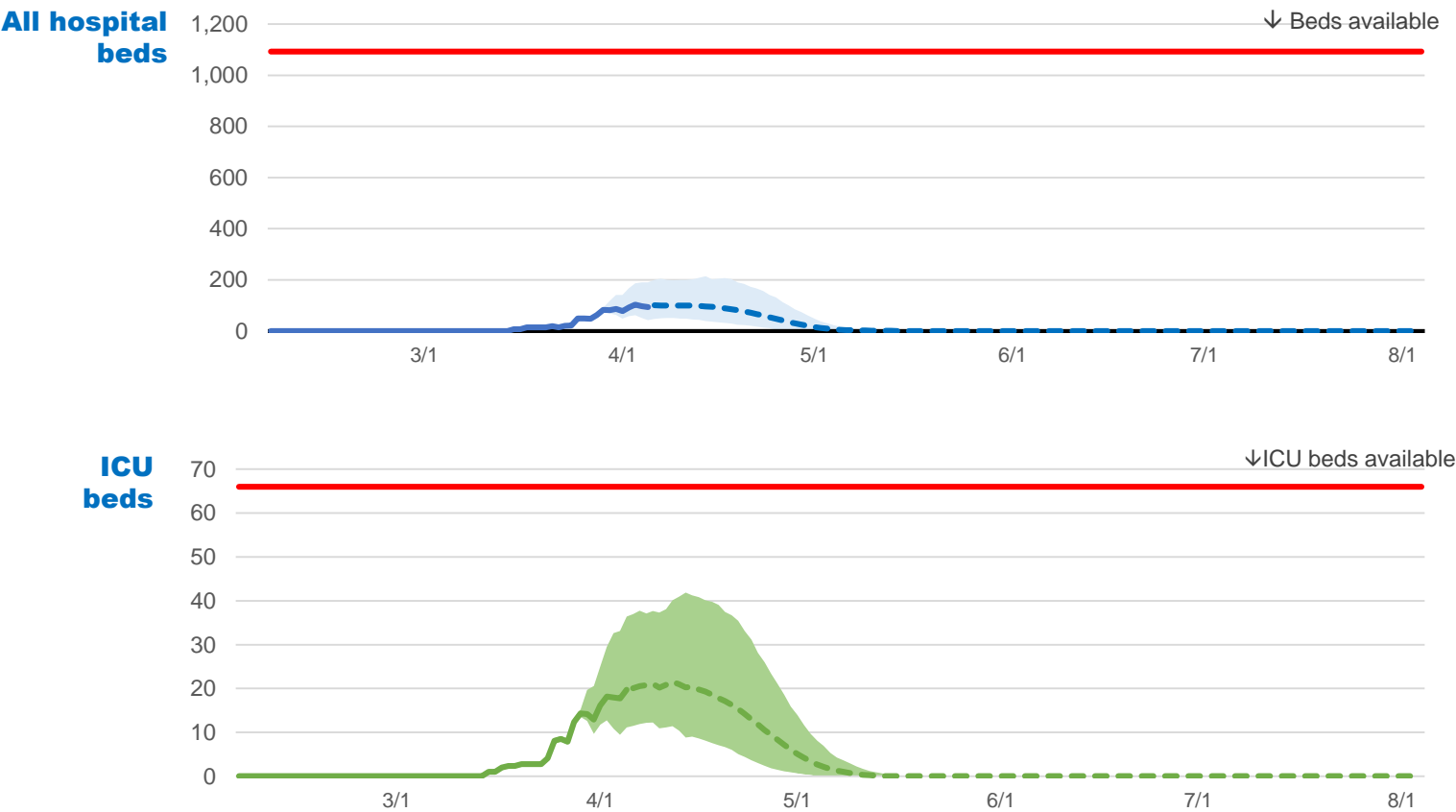
Assumes the continuation of strong social distancing measures and other protective measures

DATE OF PEAK RESOURCE USE	PEAK COVID-19 DEATHS PER DAY	CUMULATIVE COVID-19 DEATHS ON AUG. 4, 2020
4/3/2020	4	58

RESOURCES NEEDED FOR COVID PATIENTS ON PEAK DATE		
All beds needed	All beds available	Bed Shortage
104 beds	1,093 beds	0 beds
ICU beds needed	ICU beds available	ICU Bed Shortage
18 beds	66 beds	0 beds
Invasive ventilators needed		
15		

COVID-19 STATE DATASHEET

District of Columbia COVID-19 Data
Projected hospital resource use



Source: Institute for Health Metrics and Evaluation (IHME). COVID-19 Projections. Seattle, WA: IHME, University of Washington, 2020. Available from <https://covid19.healthdata.org/projections> (Accessed March 30, 2020)

Resource Availability

Projected Need

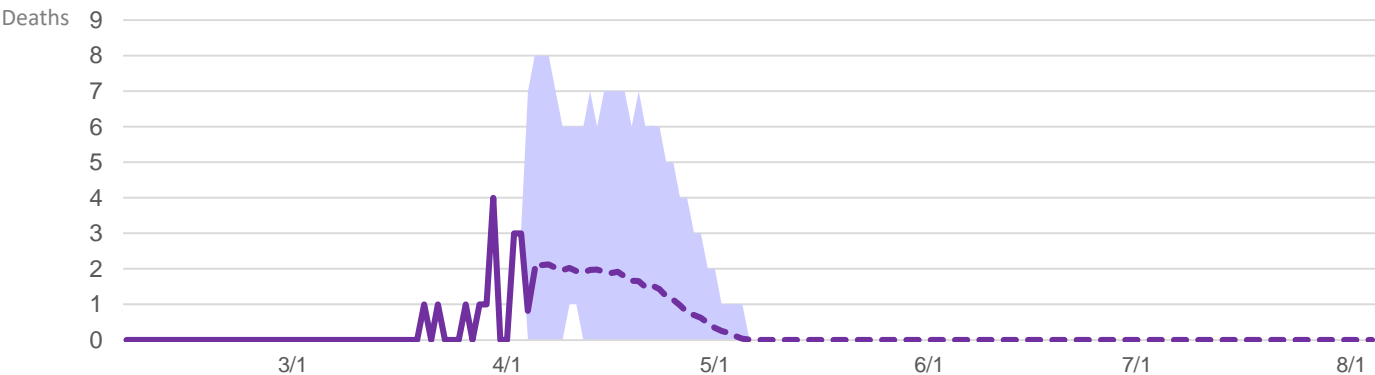
Projection 95% Uncertainty Interval

COVID-19 STATE DATASHEET

District of Columbia COVID-19 Data

Projected deaths per day

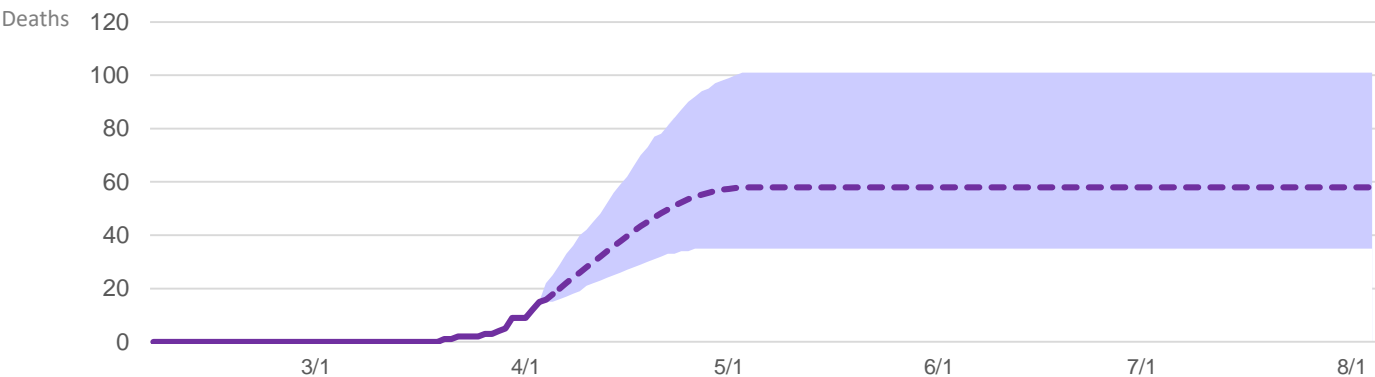
4
COVID-19 deaths
Projected on
Mar 30, 2020



Projected total deaths

58
Cumulative COVID-19
deaths

PROJECTED THROUGH
August 4, 2020



Source: Institute for Health Metrics and Evaluation (IHME). COVID-19 Projections. Seattle, WA: IHME, University of Washington, 2020. Available from <https://covid19.healthdata.org/projections> (Accessed March 30, 2020)

Projection

Projection 95%
Uncertainty Interval

COVID-19 STATE DATASHEET

Florida COVID-19 Data
Overview of Projections

Updated 04/05/2020 23:00 Pacific Time

Assumes the continuation of strong social distancing measures and other protective measures

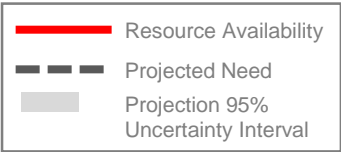
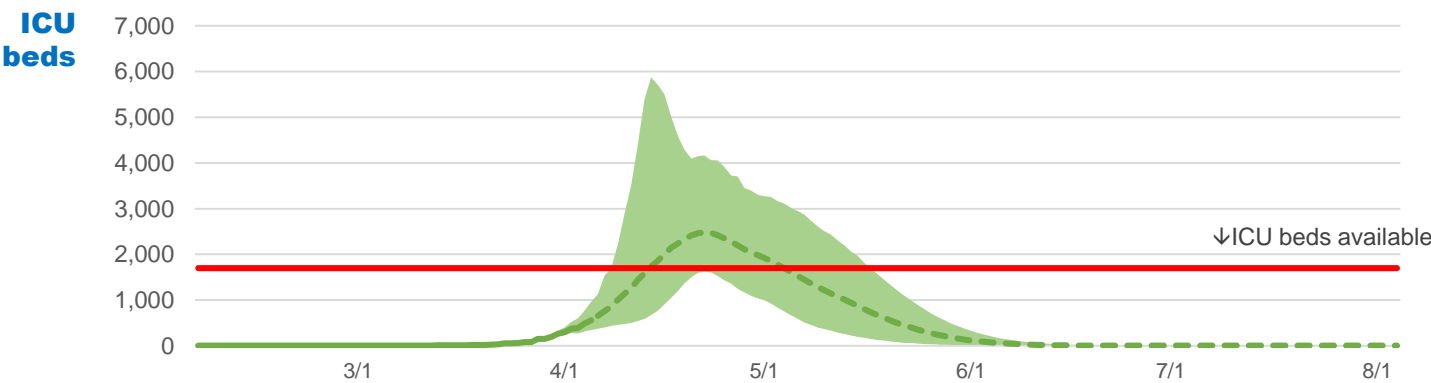
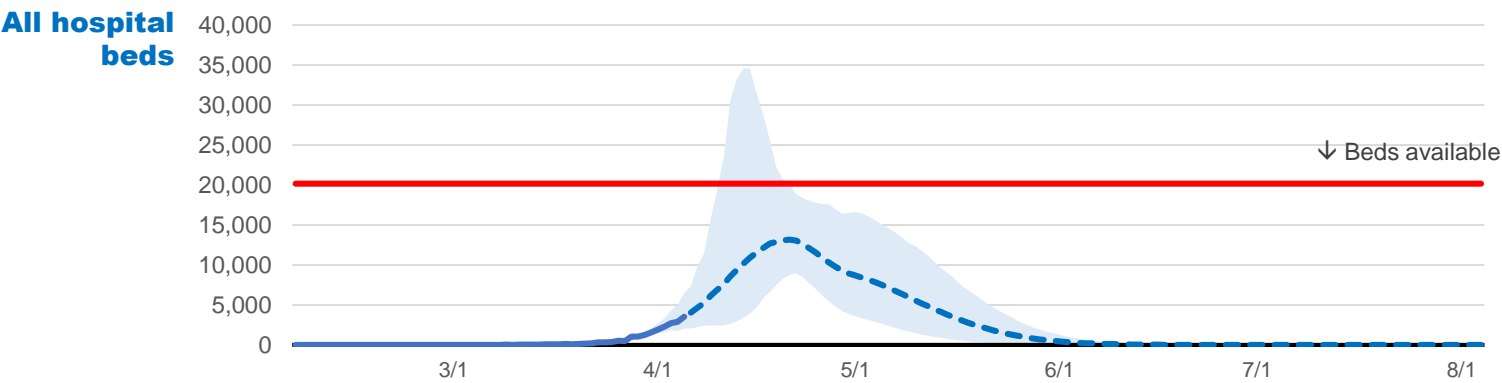
DATE OF PEAK RESOURCE USE	PEAK COVID-19 DEATHS PER DAY	CUMULATIVE COVID-19 DEATHS ON AUG. 4, 2020
4/21/2020	242	6,770

RESOURCES NEEDED FOR COVID PATIENTS ON PEAK DATE		
All beds needed	All beds available	Bed Shortage
13,168 beds	20,184 beds	0 beds
ICU beds needed	ICU beds available	ICU Bed Shortage
2,464 beds	1,695 beds	769 beds
Invasive ventilators needed		
2,095		

COVID-19 STATE DATASHEET

Florida COVID-19 Data

Projected hospital resource use

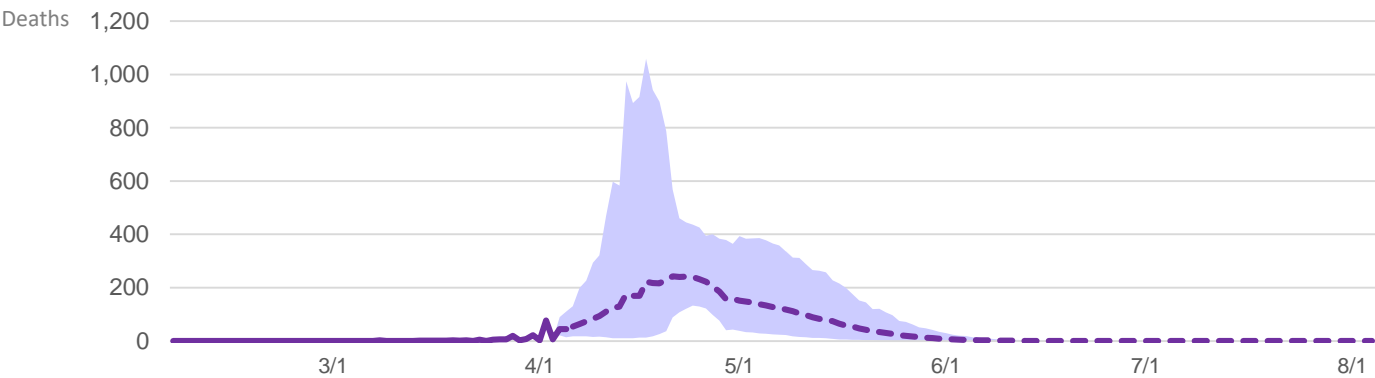


Source: Institute for Health Metrics and Evaluation (IHME). **COVID-19 Projections**. Seattle, WA: IHME, University of Washington, 2020. Available from <https://covid19.healthdata.org/projections> (Accessed March 30, 2020)

COVID-19 STATE DATASHEET

Florida COVID-19 Data
Projected deaths per day

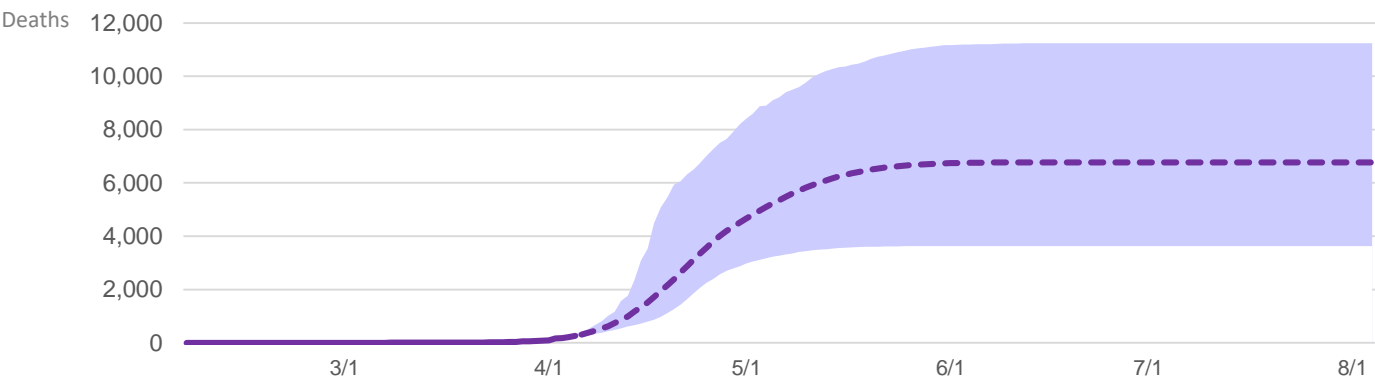
242
COVID-19 deaths
Projected on
Apr 21, 2020



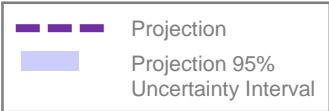
Projected total deaths

6,770
Cumulative COVID-19
deaths

PROJECTED THROUGH
August 4, 2020



Source: Institute for Health Metrics and Evaluation (IHME). COVID-19 Projections. Seattle, WA: IHME, University of Washington, 2020. Available from <https://covid19.healthdata.org/projections> (Accessed March 30, 2020)



COVID-19 STATE DATASHEET

Georgia COVID-19 Data
Overview of Projections

Updated 04/05/2020 23:00 Pacific Time

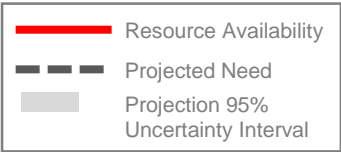
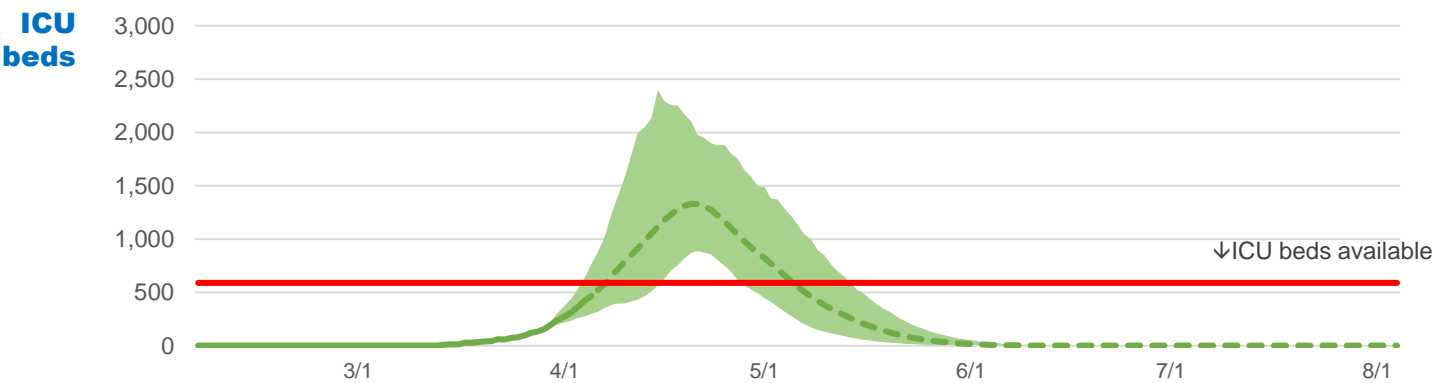
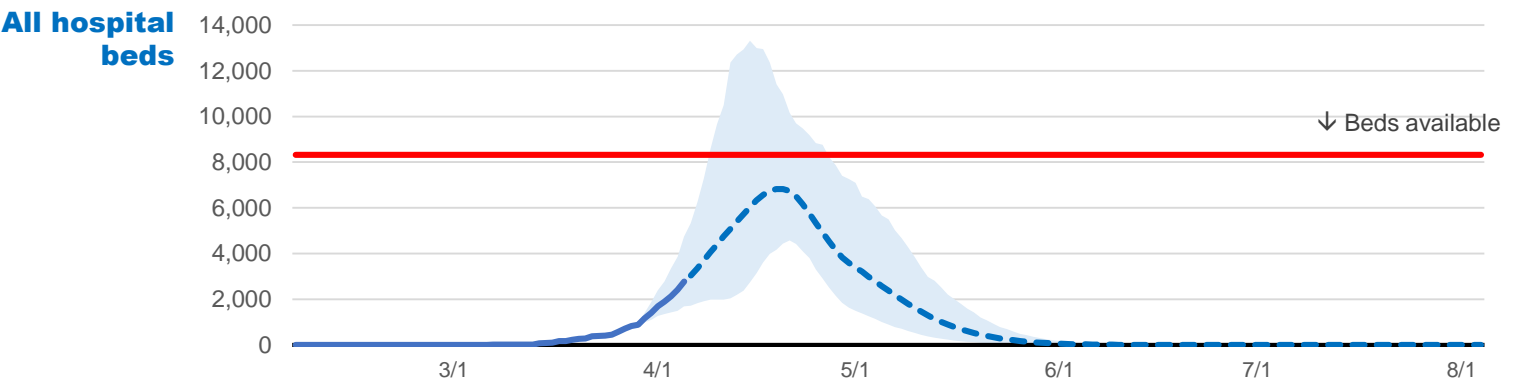
Assumes the continuation of strong social distancing measures and other protective measures

DATE OF PEAK RESOURCE USE	PEAK COVID-19 DEATHS PER DAY	CUMULATIVE COVID-19 DEATHS ON AUG. 4, 2020
4/20/2020	137	3,413

RESOURCES NEEDED FOR COVID PATIENTS ON PEAK DATE		
All beds needed	All beds available	Bed Shortage
6,824 beds	8,322 beds	0 beds
ICU beds needed	ICU beds available	ICU Bed Shortage
1,332 beds	589 beds	743 beds
Invasive ventilators needed		
1,133		

COVID-19 STATE DATASHEET

Georgia COVID-19 Data
Projected hospital resource use

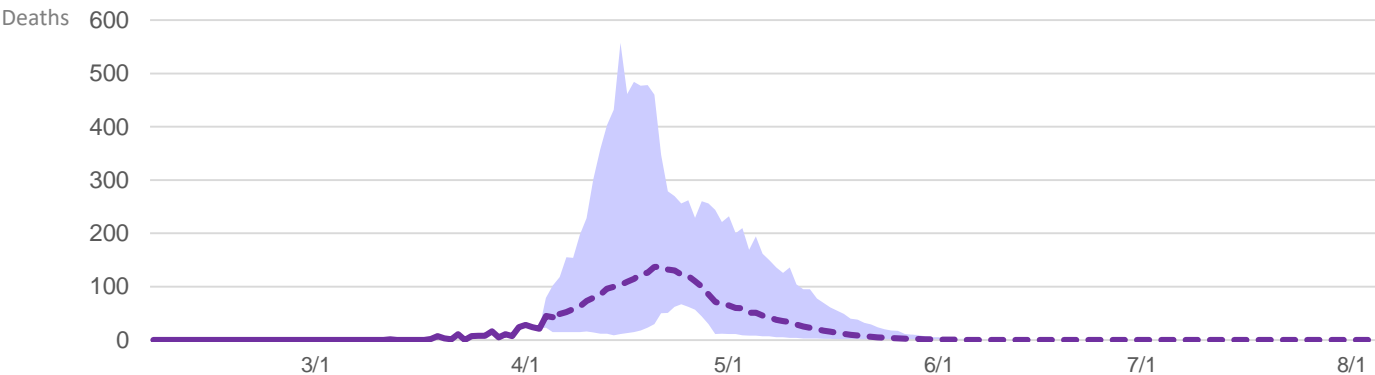


Source: Institute for Health Metrics and Evaluation (IHME). **COVID-19 Projections**. Seattle, WA: IHME, University of Washington, 2020. Available from <https://covid19.healthdata.org/projections> (Accessed March 30, 2020)

COVID-19 STATE DATASHEET

Georgia COVID-19 Data
Projected deaths per day

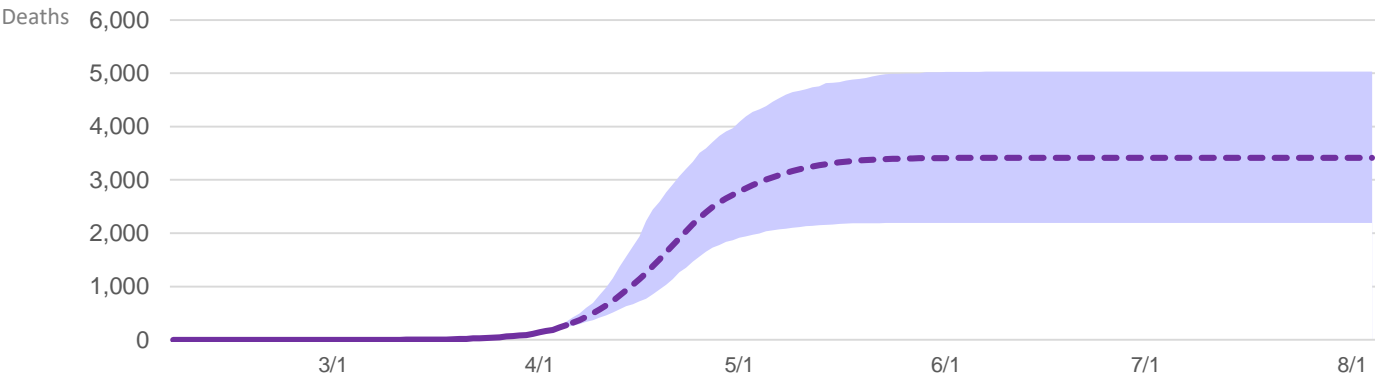
137
COVID-19 deaths
Projected on
Apr 21, 2020



Projected total deaths

3,413
Cumulative COVID-19
deaths

PROJECTED THROUGH
August 4, 2020



Source: Institute for Health Metrics and Evaluation (IHME). COVID-19 Projections. Seattle, WA: IHME, University of Washington, 2020. Available from <https://covid19.healthdata.org/projections> (Accessed March 30, 2020)

Projection

Projection 95%
Uncertainty Interval

COVID-19 STATE DATASHEET

Hawaii COVID-19 Data
Overview of Projections

Updated 04/05/2020 23:00 Pacific Time

Assumes the continuation of strong social distancing measures and other protective measures

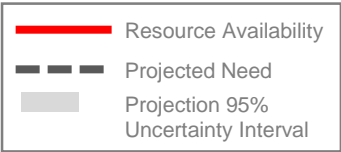
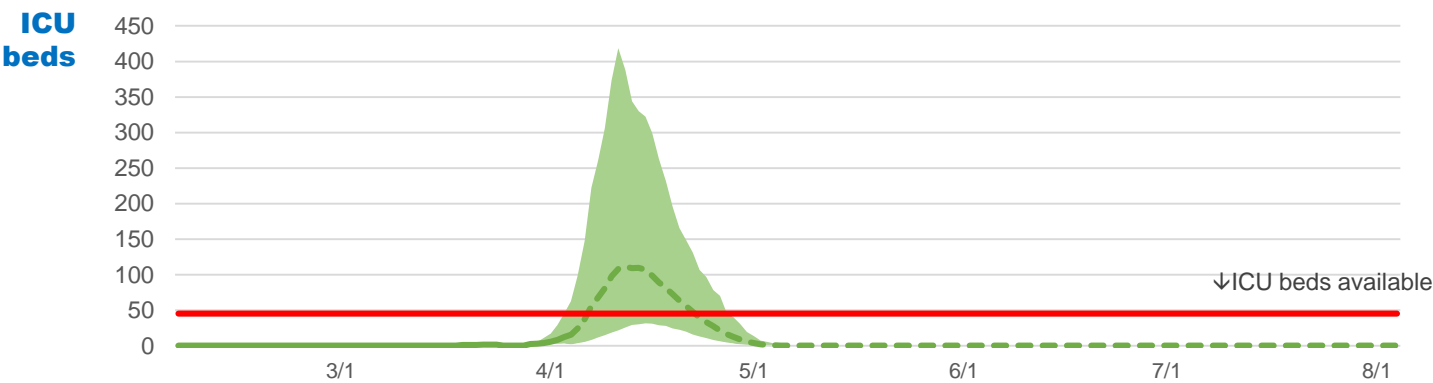
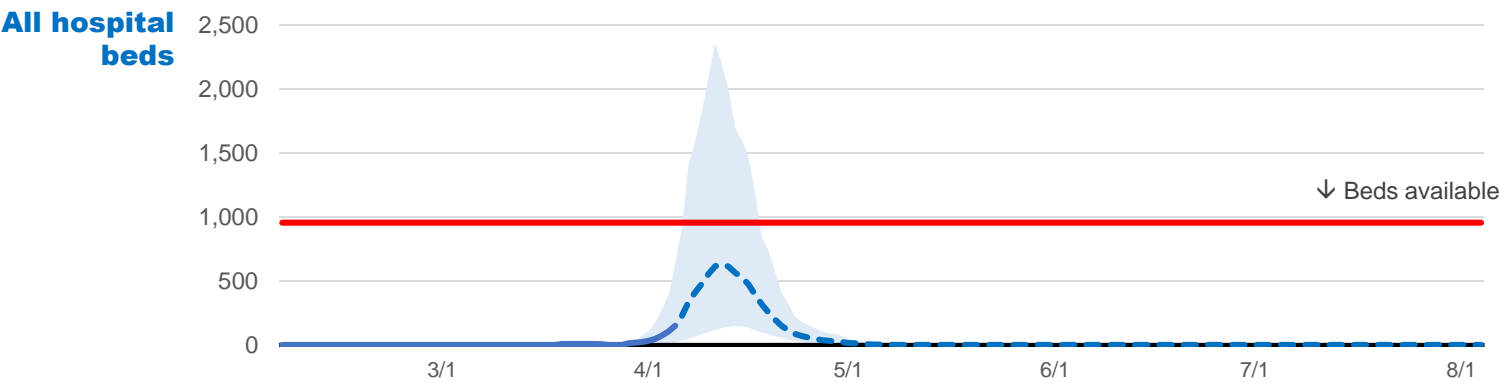
DATE OF PEAK RESOURCE USE	PEAK COVID-19 DEATHS PER DAY	CUMULATIVE COVID-19 DEATHS ON AUG. 4, 2020
4/12/2020	17	155

RESOURCES NEEDED FOR COVID PATIENTS ON PEAK DATE		
All beds needed	All beds available	Bed Shortage
631 beds	956 beds	0 beds
ICU beds needed	ICU beds available	ICU Bed Shortage
111 beds	45 beds	66 beds
Invasive ventilators needed		
95		

COVID-19 STATE DATASHEET

Hawaii COVID-19 Data

Projected hospital resource use

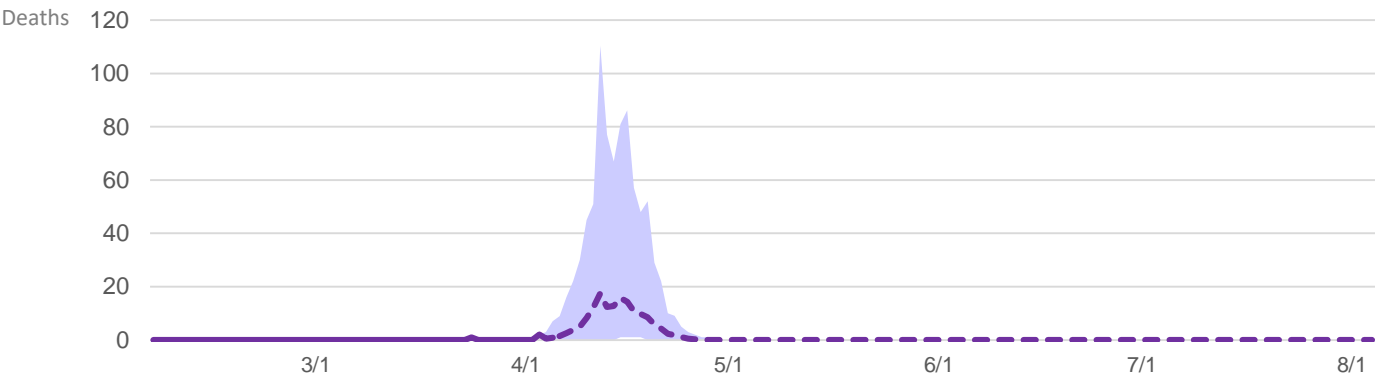


Source: Institute for Health Metrics and Evaluation (IHME). **COVID-19 Projections.** Seattle, WA: IHME, University of Washington, 2020. Available from <https://covid19.healthdata.org/projections> (Accessed March 30, 2020)

COVID-19 STATE DATASHEET

Hawaii COVID-19 Data
Projected deaths per day

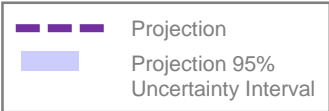
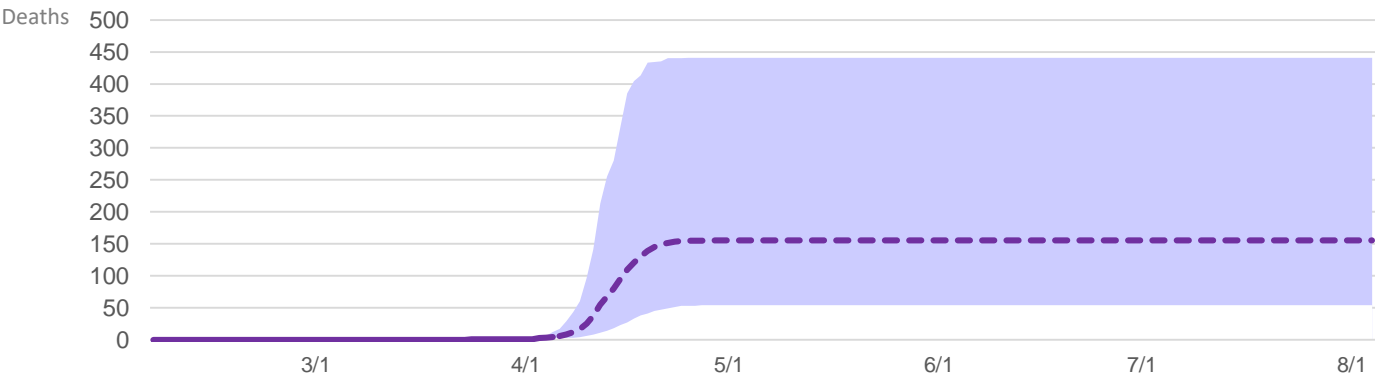
17
COVID-19 deaths
Projected on
Apr 12, 2020



Projected total deaths

155
Cumulative COVID-19
deaths

PROJECTED THROUGH
August 4, 2020



Source: Institute for Health Metrics and Evaluation (IHME). COVID-19 Projections. Seattle, WA: IHME, University of Washington, 2020. Available from <https://covid19.healthdata.org/projections> (Accessed March 30, 2020)

COVID-19 STATE DATASHEET

Idaho COVID-19 Data
Overview of Projections

Updated 04/05/2020 23:00 Pacific Time

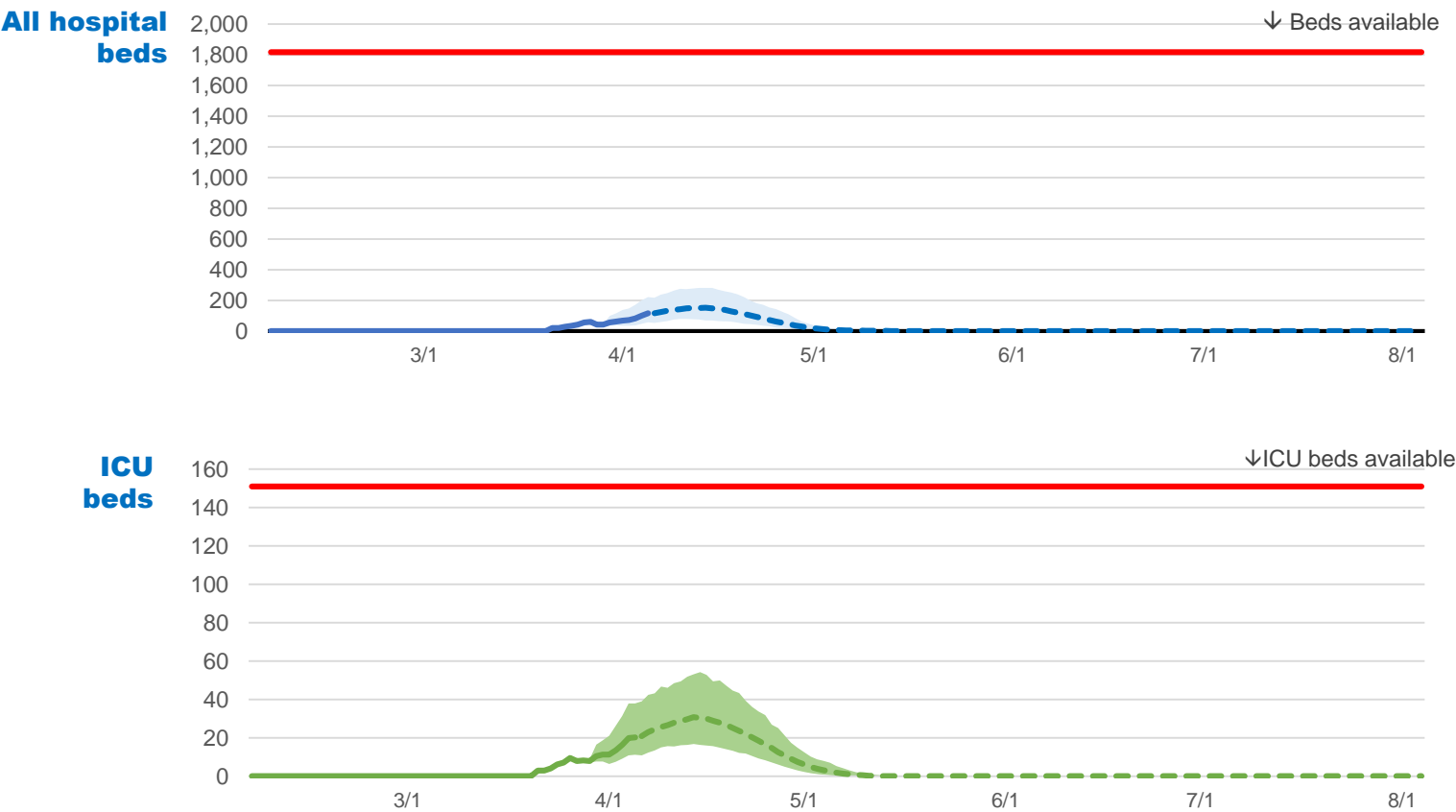
Assumes the continuation of strong social distancing measures and other protective measures

DATE OF PEAK RESOURCE USE	PEAK COVID-19 DEATHS PER DAY	CUMULATIVE COVID-19 DEATHS ON AUG. 4, 2020
4/14/2020	4	69

RESOURCES NEEDED FOR COVID PATIENTS ON PEAK DATE		
All beds needed	All beds available	Bed Shortage
151 beds	1,817 beds	0 beds
ICU beds needed	ICU beds available	ICU Bed Shortage
31 beds	151 beds	0 beds
Invasive ventilators needed		
26		

COVID-19 STATE DATASHEET

Idaho COVID-19 Data
Projected hospital resource use



Source: Institute for Health Metrics and Evaluation (IHME). COVID-19 Projections. Seattle, WA: IHME, University of Washington, 2020. Available from <https://covid19.healthdata.org/projections> (Accessed March 30, 2020)

Resource Availability

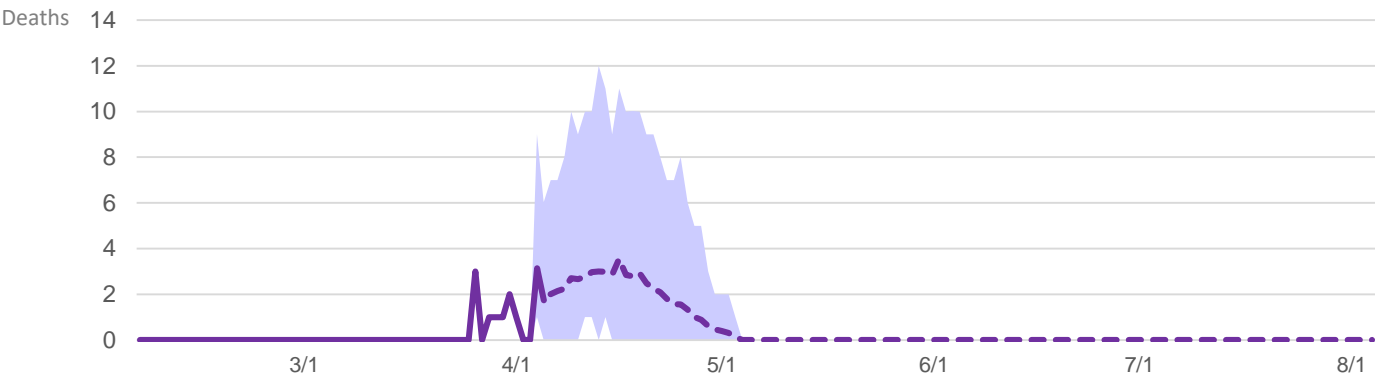
Projected Need

Projection 95% Uncertainty Interval

COVID-19 STATE DATASHEET

Idaho COVID-19 Data
Projected deaths per day

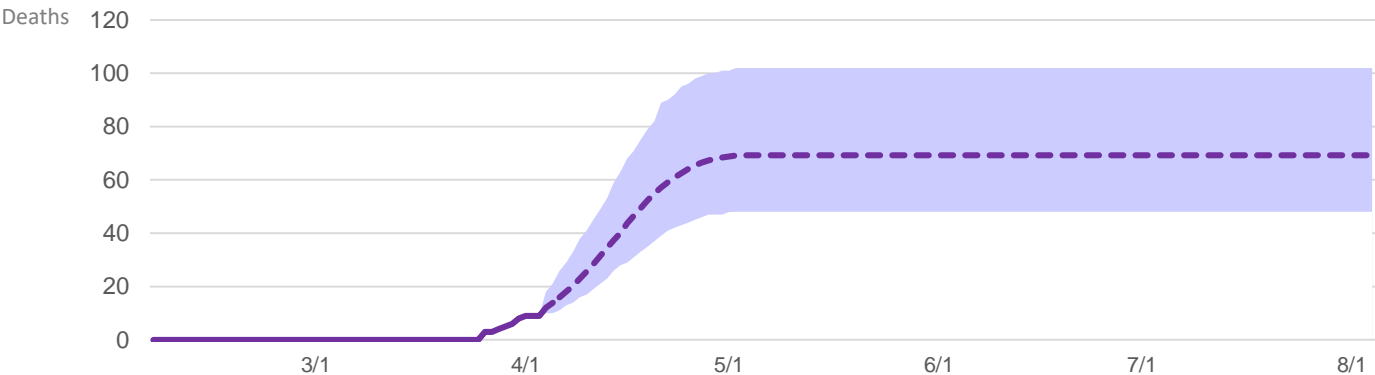
4
COVID-19 deaths
Projected on
Apr 16, 2020



Projected total deaths

69
Cumulative COVID-19
deaths

PROJECTED THROUGH
August 4, 2020



Source: Institute for Health Metrics and Evaluation (IHME). COVID-19 Projections. Seattle, WA: IHME, University of Washington, 2020. Available from <https://covid19.healthdata.org/projections> (Accessed March 30, 2020)

Projection

Projection 95%
Uncertainty Interval

COVID-19 STATE DATASHEET

Illinois COVID-19 Data
Overview of Projections

Updated 04/05/2020 23:00 Pacific Time

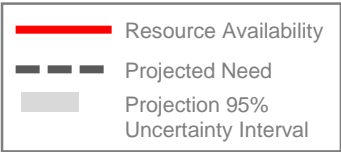
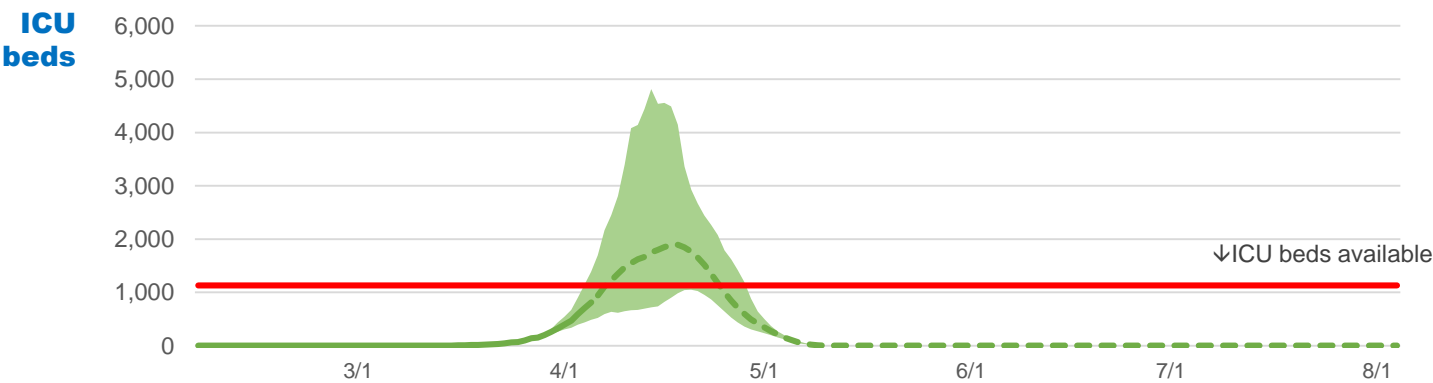
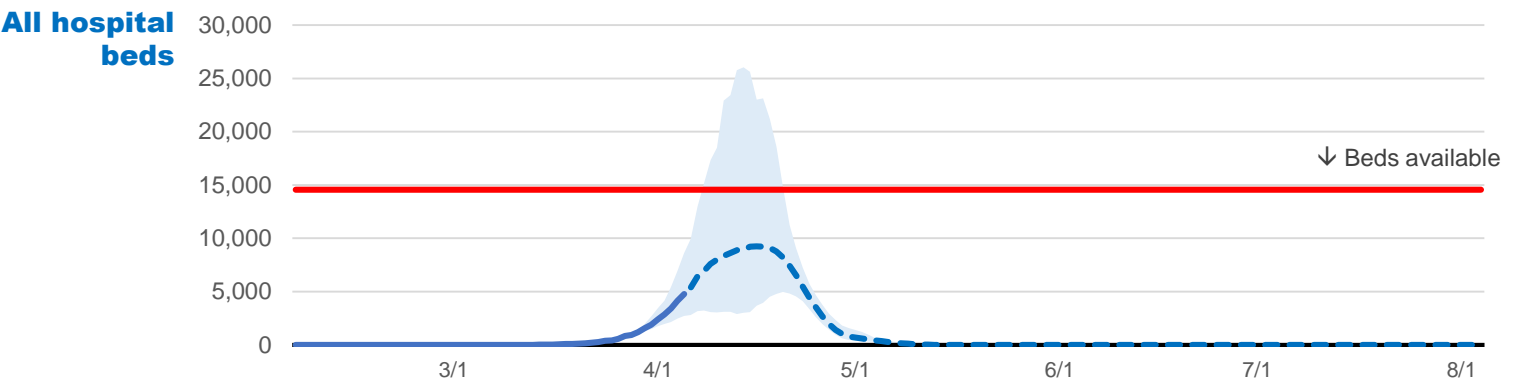
Assumes the continuation of strong social distancing measures and other protective measures

DATE OF PEAK RESOURCE USE	PEAK COVID-19 DEATHS PER DAY	CUMULATIVE COVID-19 DEATHS ON AUG. 4, 2020
4/16/2020	208	3,629

RESOURCES NEEDED FOR COVID PATIENTS ON PEAK DATE		
All beds needed	All beds available	Bed Shortage
9,255 beds	14,552 beds	0 beds
ICU beds needed	ICU beds available	ICU Bed Shortage
1,853 beds	1,131 beds	722 beds
Invasive ventilators needed		
1,575		

COVID-19 STATE DATASHEET

Illinois COVID-19 Data
Projected hospital resource use

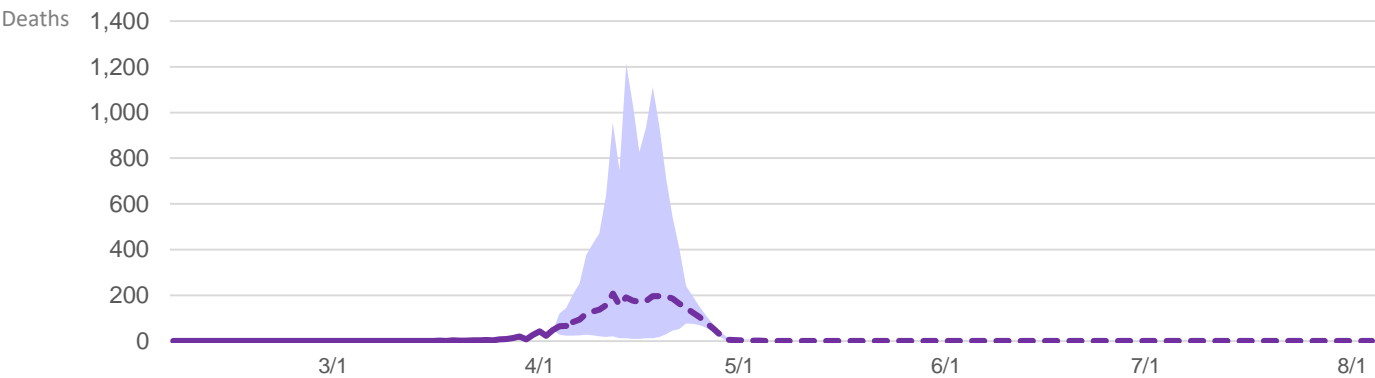


Source: Institute for Health Metrics and Evaluation (IHME). **COVID-19 Projections**. Seattle, WA: IHME, University of Washington, 2020. Available from <https://covid19.healthdata.org/projections> (Accessed March 30, 2020)

COVID-19 STATE DATASHEET

Illinois COVID-19 Data
Projected deaths per day

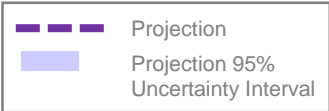
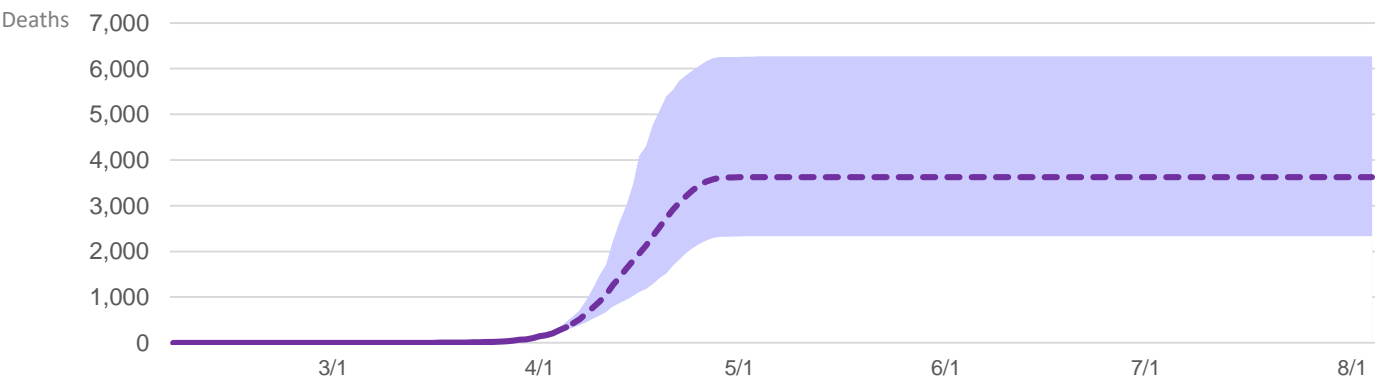
208
COVID-19 deaths
Projected on
Apr 12, 2020



Projected total deaths

3,629
Cumulative COVID-19
deaths

PROJECTED THROUGH
August 4, 2020



Source: Institute for Health Metrics and Evaluation (IHME). COVID-19 Projections. Seattle, WA: IHME, University of Washington, 2020. Available from <https://covid19.healthdata.org/projections> (Accessed March 30, 2020)

COVID-19 STATE DATASHEET

Indiana COVID-19 Data
Overview of Projections

Updated 04/05/2020 23:00 Pacific Time

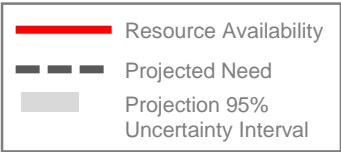
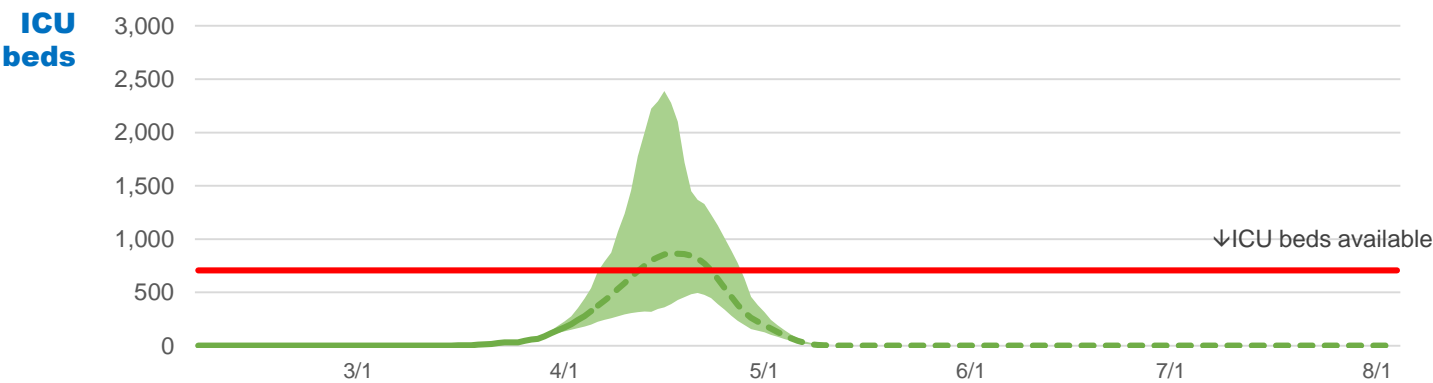
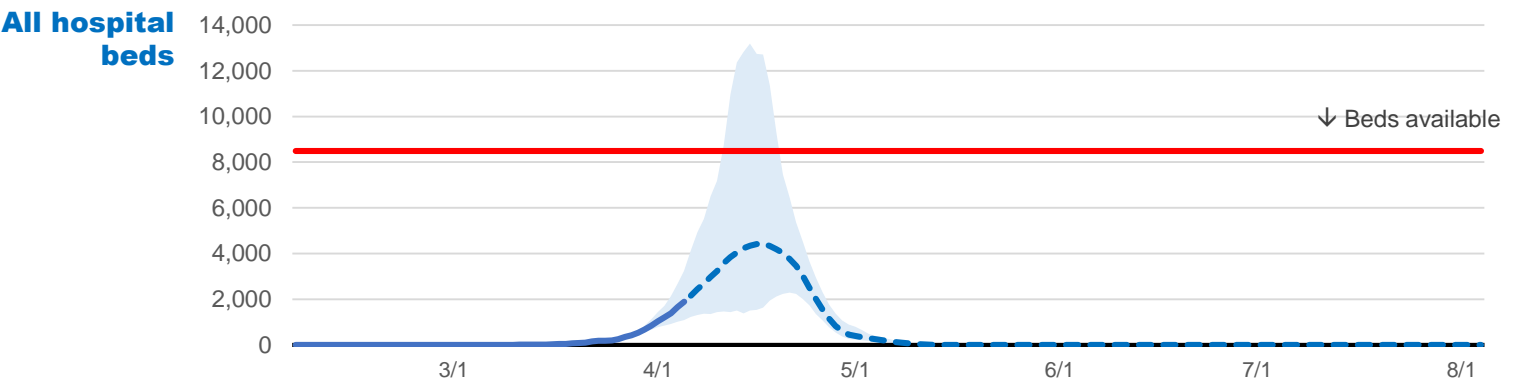
Assumes the continuation of strong social distancing measures and other protective measures

DATE OF PEAK RESOURCE USE	PEAK COVID-19 DEATHS PER DAY	CUMULATIVE COVID-19 DEATHS ON AUG. 4, 2020
4/17/2020	97	1,681

RESOURCES NEEDED FOR COVID PATIENTS ON PEAK DATE		
All beds needed	All beds available	Bed Shortage
4,441 beds	8,485 beds	0 beds
ICU beds needed	ICU beds available	ICU Bed Shortage
865 beds	706 beds	159 beds
Invasive ventilators needed		
735		

COVID-19 STATE DATASHEET

Indiana COVID-19 Data
Projected hospital resource use

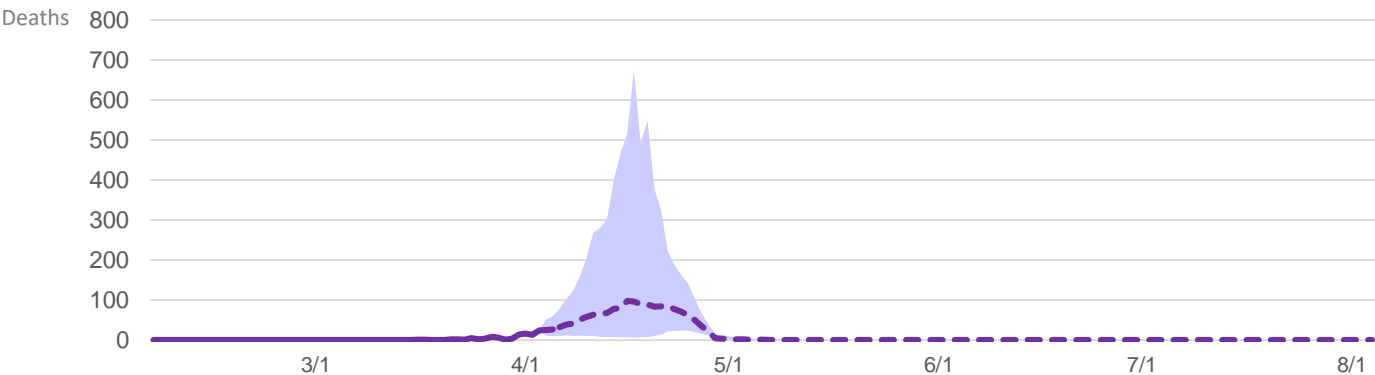


Source: Institute for Health Metrics and Evaluation (IHME). COVID-19 Projections. Seattle, WA: IHME, University of Washington, 2020. Available from <https://covid19.healthdata.org/projections> (Accessed March 30, 2020)

COVID-19 STATE DATASHEET

Indiana COVID-19 Data
Projected deaths per day

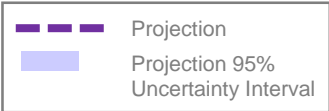
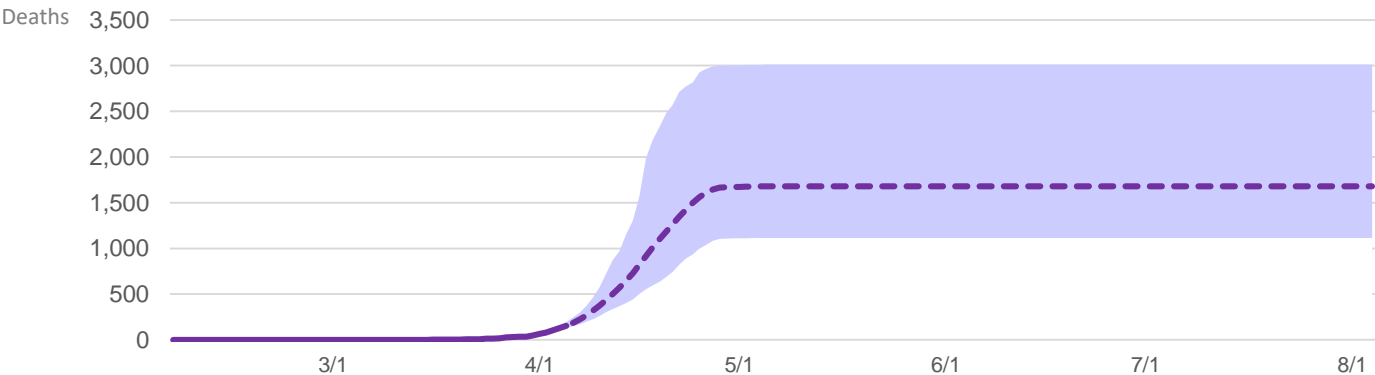
97
COVID-19 deaths
Projected on
Apr 16, 2020



Projected total deaths

1,681
Cumulative COVID-19
deaths

PROJECTED THROUGH
August 4, 2020



Source: Institute for Health Metrics and Evaluation (IHME). COVID-19 Projections. Seattle, WA: IHME, University of Washington, 2020. Available from <https://covid19.healthdata.org/projections> (Accessed March 30, 2020)

COVID-19 STATE DATASHEET

Iowa COVID-19 Data
Overview of Projections

Updated 04/05/2020 23:00 Pacific Time

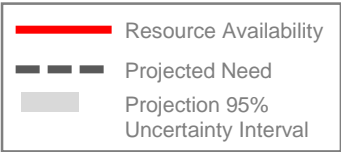
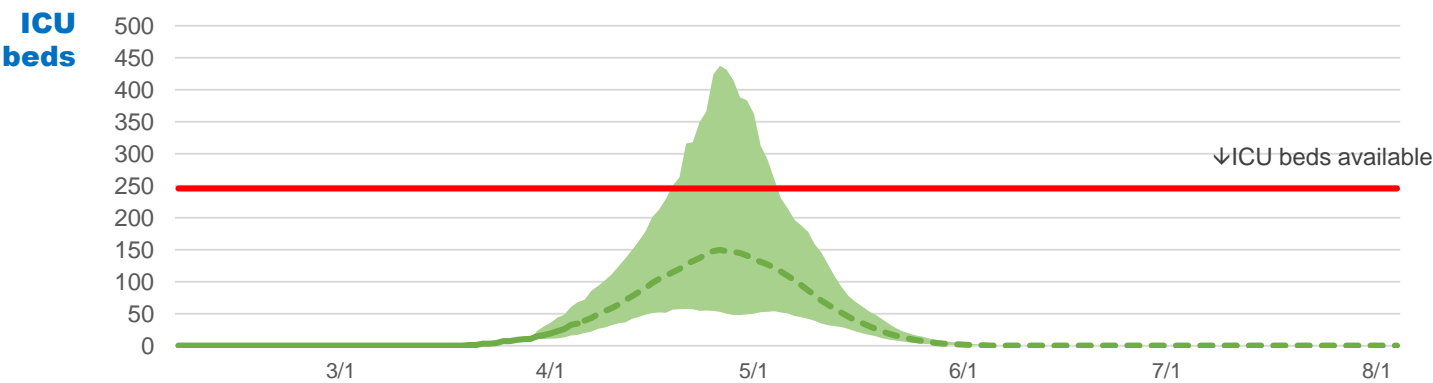
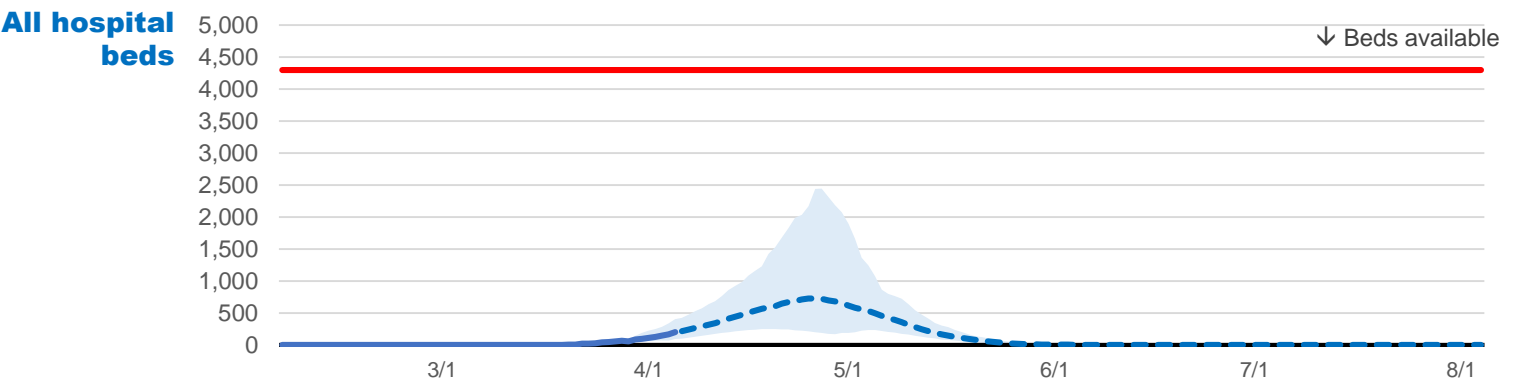
Assumes the continuation of strong social distancing measures and other protective measures

DATE OF PEAK RESOURCE USE	PEAK COVID-19 DEATHS PER DAY	CUMULATIVE COVID-19 DEATHS ON AUG. 4, 2020
4/26/2020	17	420

RESOURCES NEEDED FOR COVID PATIENTS ON PEAK DATE		
All beds needed	All beds available	Bed Shortage
726 beds	4,297 beds	0 beds
ICU beds needed	ICU beds available	ICU Bed Shortage
150 beds	246 beds	0 beds
Invasive ventilators needed		
127		

COVID-19 STATE DATASHEET

Iowa COVID-19 Data
Projected hospital resource use

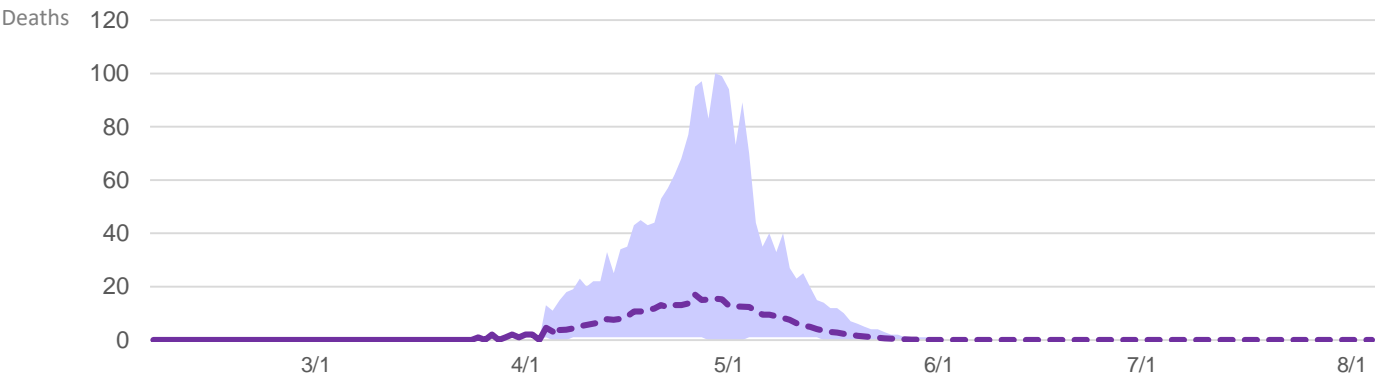


Source: Institute for Health Metrics and Evaluation (IHME). **COVID-19 Projections**. Seattle, WA: IHME, University of Washington, 2020. Available from <https://covid19.healthdata.org/projections> (Accessed March 30, 2020)

COVID-19 STATE DATASHEET

Iowa COVID-19 Data
Projected deaths per day

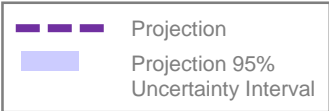
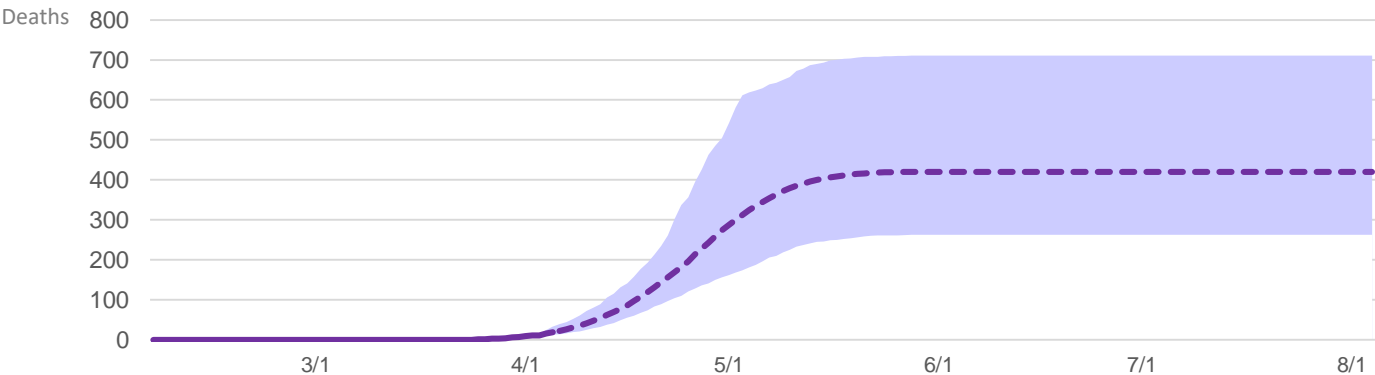
17
COVID-19 deaths
Projected on
Apr 26, 2020



Projected total deaths

420
Cumulative COVID-19
deaths

PROJECTED THROUGH
August 4, 2020



Source: Institute for Health Metrics and Evaluation (IHME). COVID-19 Projections. Seattle, WA: IHME, University of Washington, 2020. Available from <https://covid19.healthdata.org/projections> (Accessed March 30, 2020)

COVID-19 STATE DATASHEET

Kansas COVID-19 Data
Overview of Projections

Updated 04/05/2020 23:00 Pacific Time

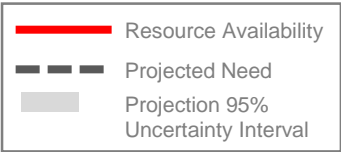
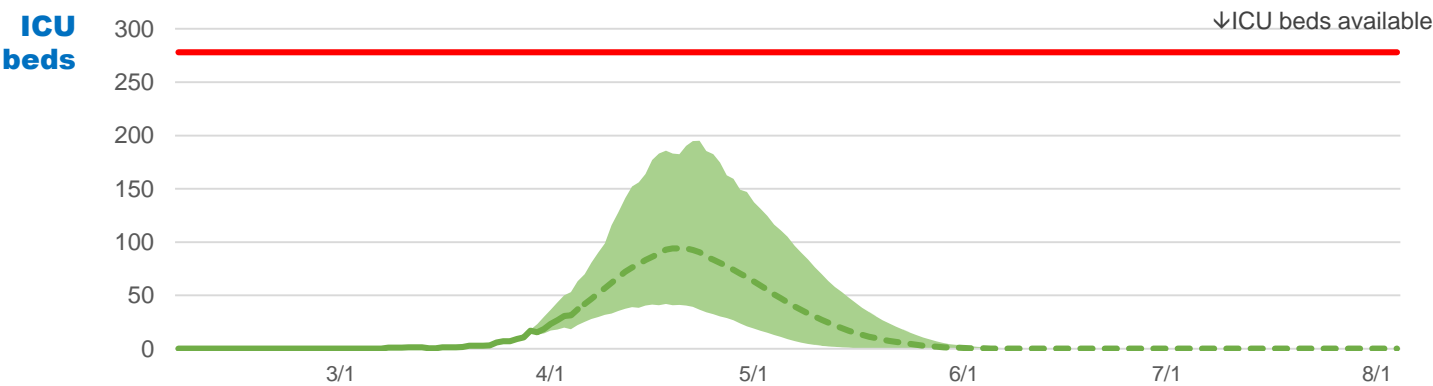
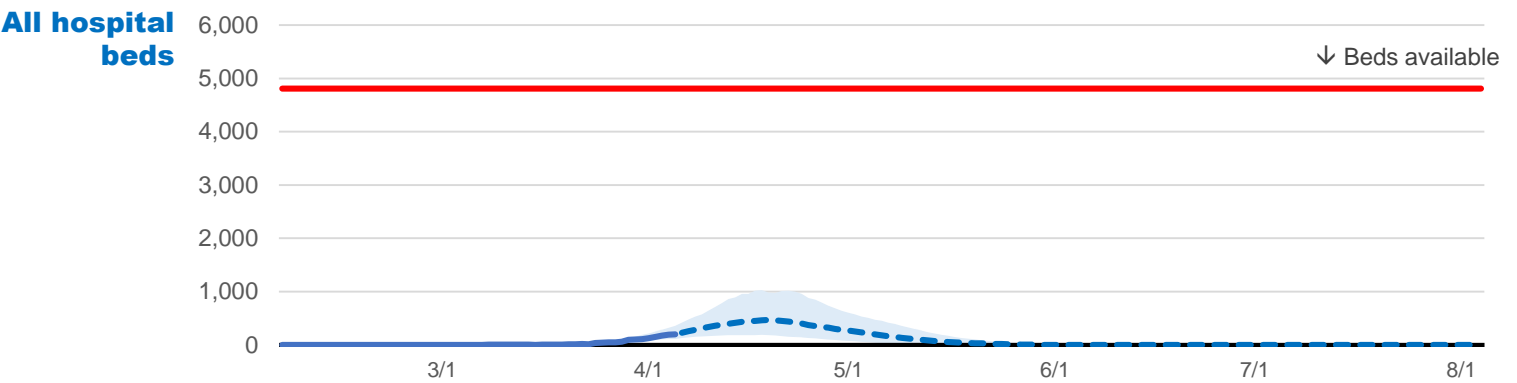
Assumes the continuation of strong social distancing measures and other protective measures

DATE OF PEAK RESOURCE USE	PEAK COVID-19 DEATHS PER DAY	CUMULATIVE COVID-19 DEATHS ON AUG. 4, 2020
4/19/2020	10	265

RESOURCES NEEDED FOR COVID PATIENTS ON PEAK DATE		
All beds needed	All beds available	Bed Shortage
466 beds	4,810 beds	0 beds
ICU beds needed	ICU beds available	ICU Bed Shortage
94 beds	278 beds	0 beds
Invasive ventilators needed		
80		

COVID-19 STATE DATASHEET

Kansas COVID-19 Data
Projected hospital resource use

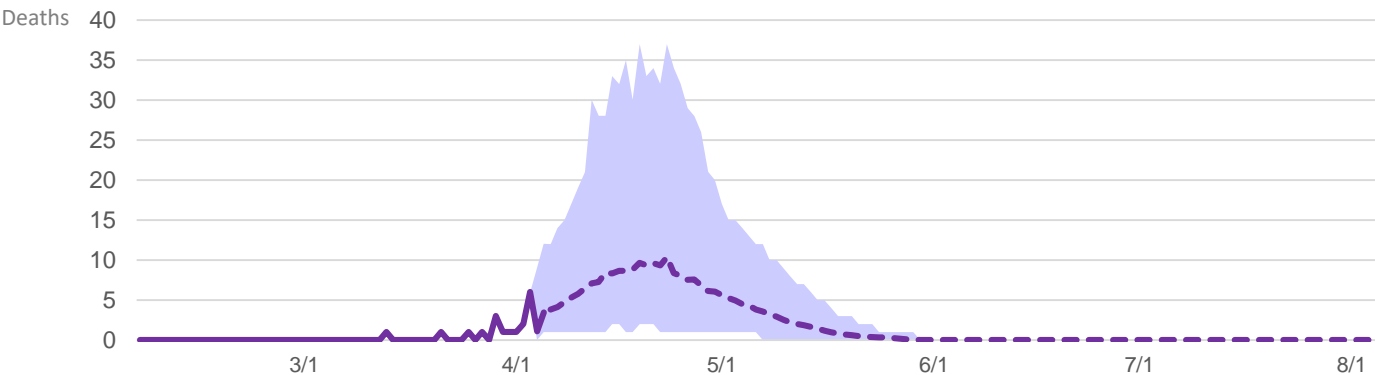


Source: Institute for Health Metrics and Evaluation (IHME). COVID-19 Projections. Seattle, WA: IHME, University of Washington, 2020. Available from <https://covid19.healthdata.org/projections> (Accessed March 30, 2020)

COVID-19 STATE DATASHEET

Kansas COVID-19 Data
Projected deaths per day

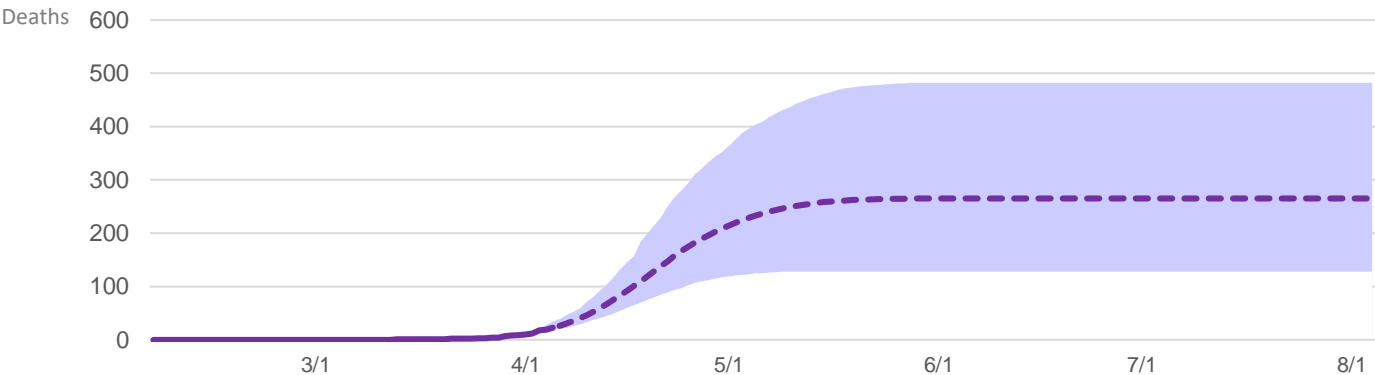
10
COVID-19 deaths
Projected on
Apr 23, 2020



Projected total deaths

265
Cumulative COVID-19
deaths

PROJECTED THROUGH
August 4, 2020



Source: Institute for Health Metrics and Evaluation (IHME). COVID-19 Projections. Seattle, WA: IHME, University of Washington, 2020. Available from <https://covid19.healthdata.org/projections> (Accessed March 30, 2020)

Projection

Projection 95%
Uncertainty Interval

COVID-19 STATE DATASHEET

Kentucky COVID-19 Data
Overview of Projections

Updated 04/05/2020 23:00 Pacific Time

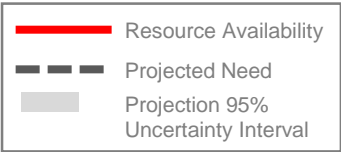
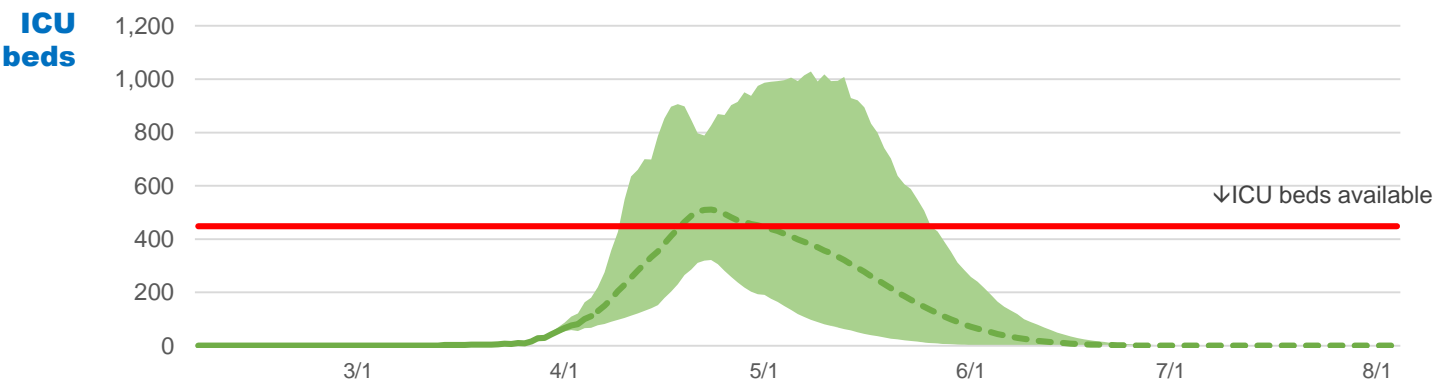
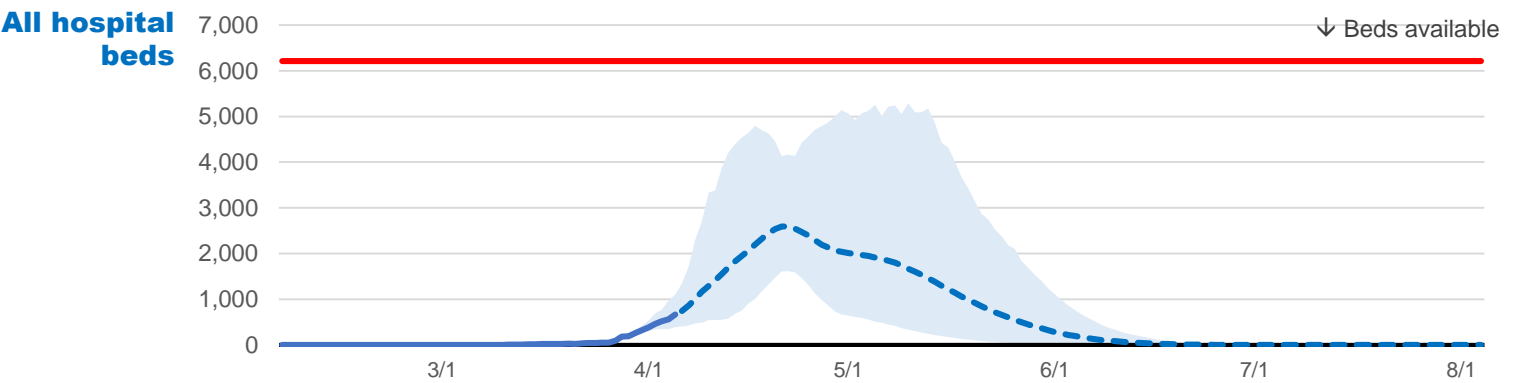
Assumes the continuation of strong social distancing measures and other protective measures

DATE OF PEAK RESOURCE USE	PEAK COVID-19 DEATHS PER DAY	CUMULATIVE COVID-19 DEATHS ON AUG. 4, 2020
4/21/2020	54	1,750

RESOURCES NEEDED FOR COVID PATIENTS ON PEAK DATE		
All beds needed	All beds available	Bed Shortage
2,593 beds	6,210 beds	0 beds
ICU beds needed	ICU beds available	ICU Bed Shortage
503 beds	448 beds	55 beds
Invasive ventilators needed		
428		

COVID-19 STATE DATASHEET

Kentucky COVID-19 Data
Projected hospital resource use



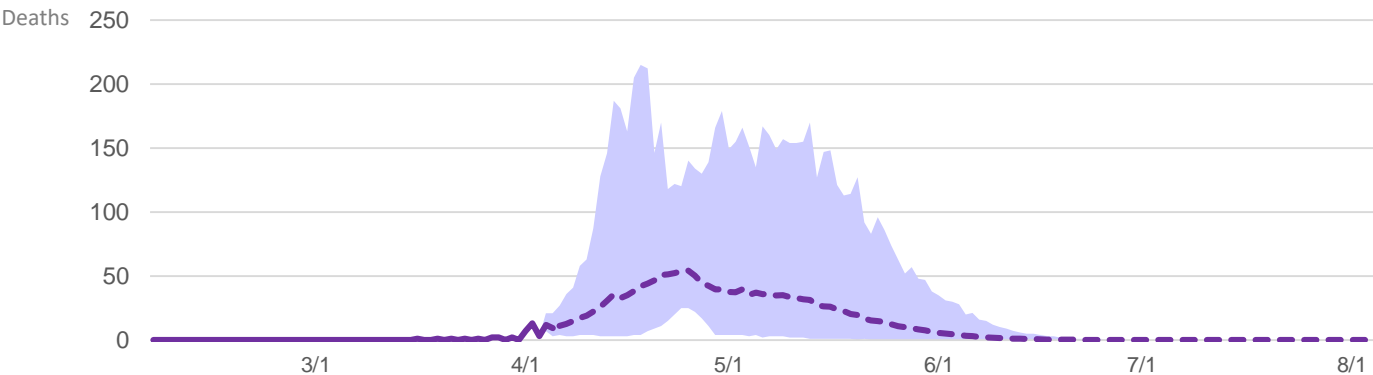
Source: Institute for Health Metrics and Evaluation (IHME). COVID-19 Projections. Seattle, WA: IHME, University of Washington, 2020. Available from <https://covid19.healthdata.org/projections> (Accessed March 30, 2020)

COVID-19 STATE DATASHEET

Kentucky COVID-19 Data

Projected deaths per day

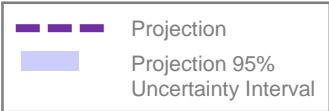
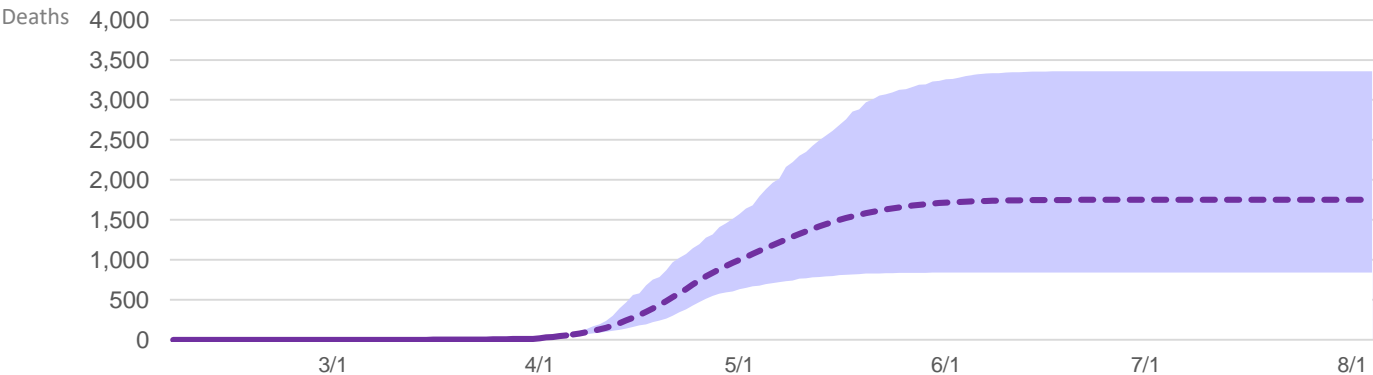
54
COVID-19 deaths
Projected on
Apr 25, 2020



Projected total deaths

1,750
Cumulative COVID-19
deaths

PROJECTED THROUGH
August 4, 2020



Source: Institute for Health Metrics and Evaluation (IHME). COVID-19 Projections. Seattle, WA: IHME, University of Washington, 2020. Available from <https://covid19.healthdata.org/projections> (Accessed March 30, 2020)

COVID-19 STATE DATASHEET

Louisiana COVID-19 Data
Overview of Projections

Updated 04/05/2020 23:00 Pacific Time

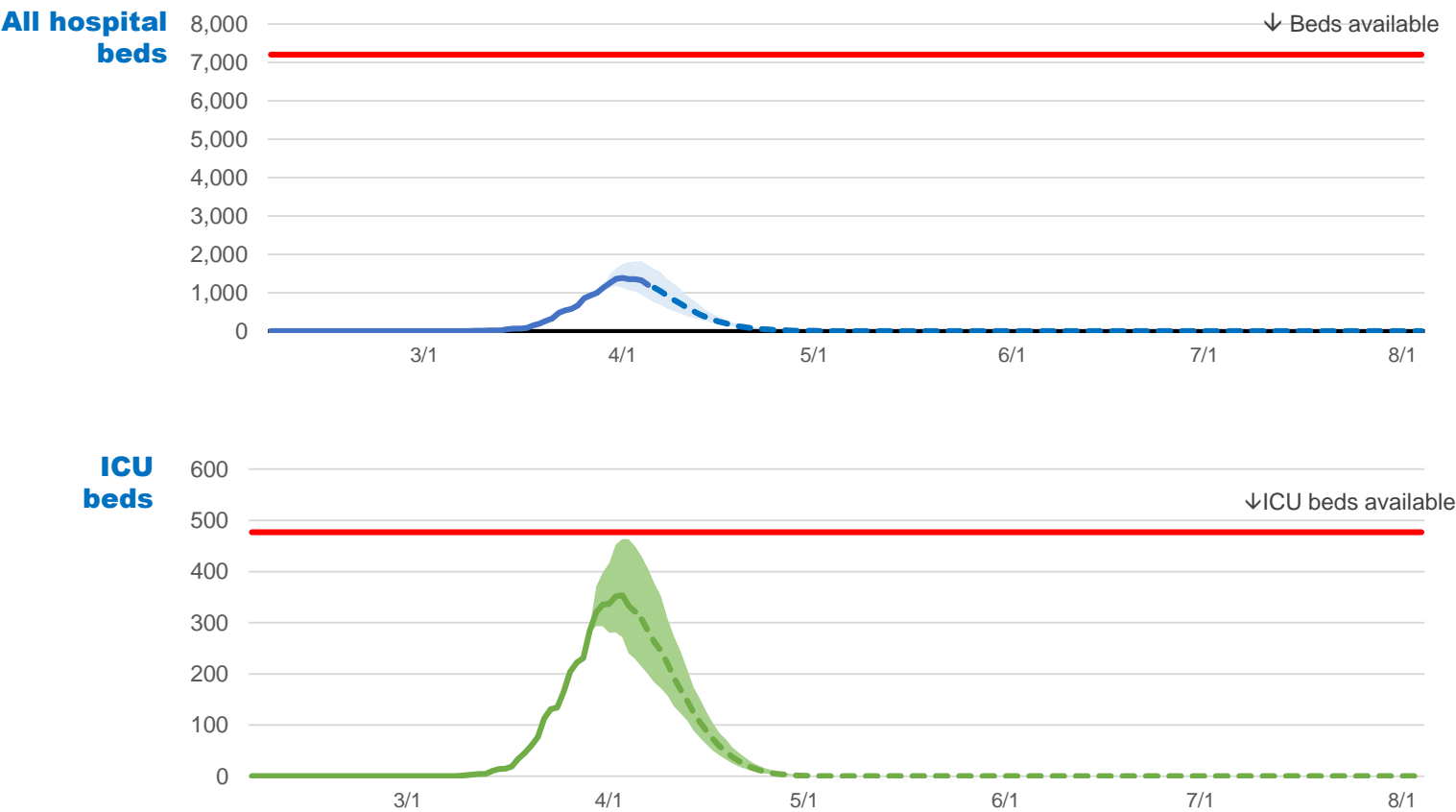
Assumes the continuation of strong social distancing measures and other protective measures

DATE OF PEAK RESOURCE USE	PEAK COVID-19 DEATHS PER DAY	CUMULATIVE COVID-19 DEATHS ON AUG. 4, 2020
4/1/2020	60	746

RESOURCES NEEDED FOR COVID PATIENTS ON PEAK DATE		
All beds needed	All beds available	Bed Shortage
1,386 beds	7,204 beds	0 beds
ICU beds needed	ICU beds available	ICU Bed Shortage
337 beds	477 beds	0 beds
Invasive ventilators needed		
286		

COVID-19 STATE DATASHEET

Louisiana COVID-19 Data
Projected hospital resource use



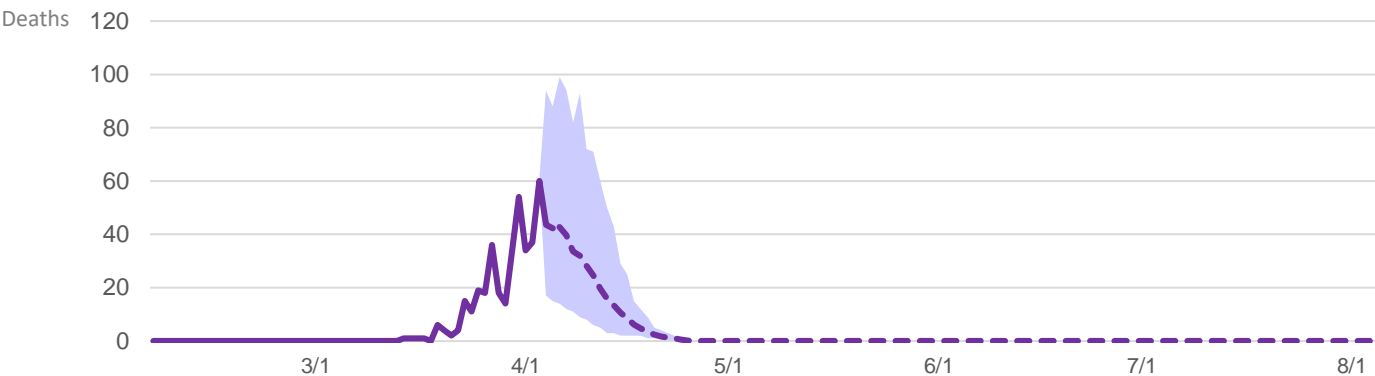
Source: Institute for Health Metrics and Evaluation (IHME). COVID-19 Projections. Seattle, WA: IHME, University of Washington, 2020. Available from <https://covid19.healthdata.org/projections> (Accessed March 30, 2020)

COVID-19 STATE DATASHEET

Louisiana COVID-19 Data

Projected deaths per day

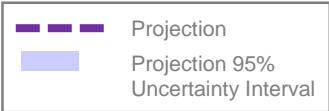
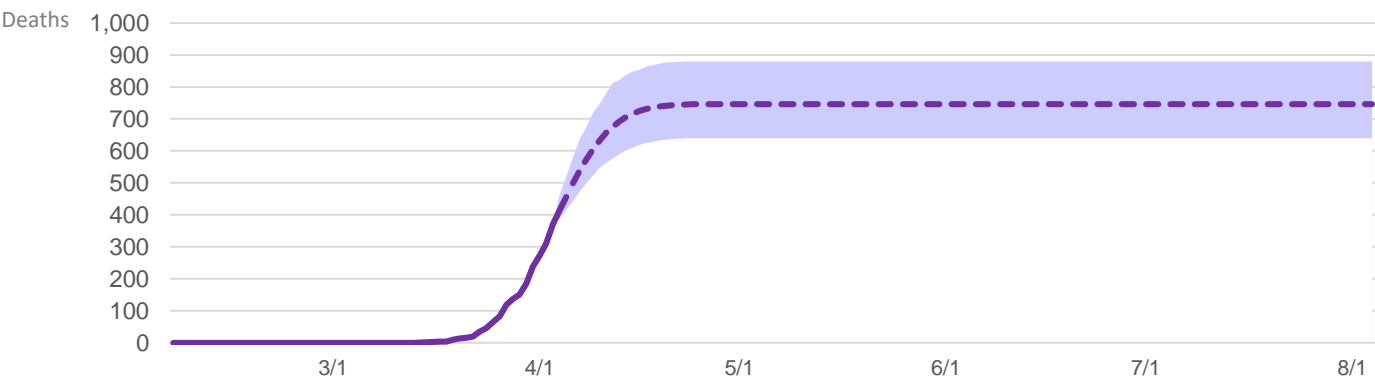
60
COVID-19 deaths
Projected on
Apr 3, 2020



Projected total deaths

746
Cumulative COVID-19
deaths

PROJECTED THROUGH
August 4, 2020



Source: Institute for Health Metrics and Evaluation (IHME). COVID-19 Projections. Seattle, WA: IHME, University of Washington, 2020. Available from <https://covid19.healthdata.org/projections> (Accessed March 30, 2020)

COVID-19 STATE DATASHEET

Maine COVID-19 Data
Overview of Projections

Updated 04/05/2020 23:00 Pacific Time

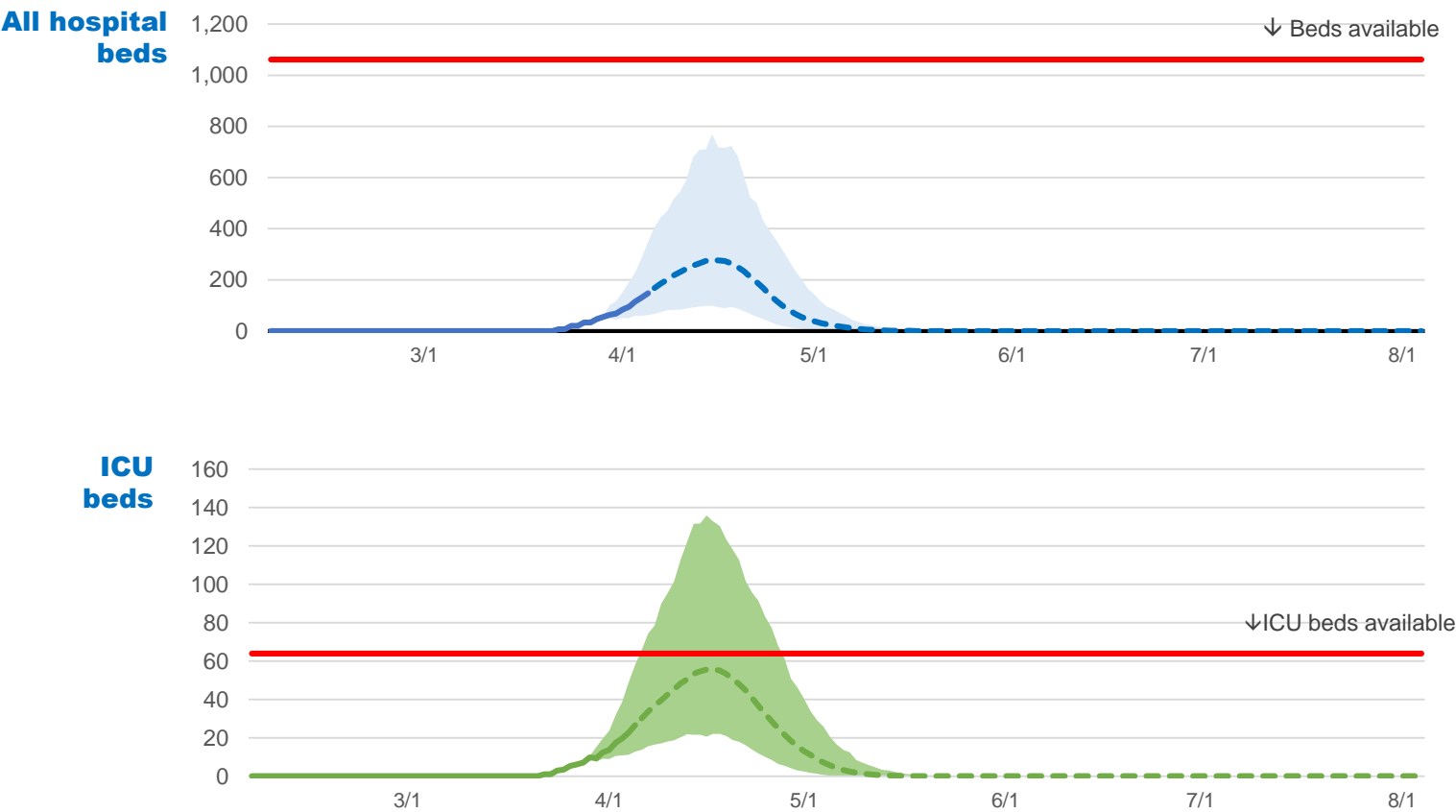
Assumes the continuation of strong social distancing measures and other protective measures

DATE OF PEAK RESOURCE USE	PEAK COVID-19 DEATHS PER DAY	CUMULATIVE COVID-19 DEATHS ON AUG. 4, 2020
4/15/2020	6	115

RESOURCES NEEDED FOR COVID PATIENTS ON PEAK DATE		
All beds needed	All beds available	Bed Shortage
277 beds	1,061 beds	0 beds
ICU beds needed	ICU beds available	ICU Bed Shortage
55 beds	64 beds	0 beds
Invasive ventilators needed		
46		

COVID-19 STATE DATASHEET

Maine COVID-19 Data
Projected hospital resource use



Source: Institute for Health Metrics and Evaluation (IHME). COVID-19 Projections. Seattle, WA: IHME, University of Washington, 2020. Available from <https://covid19.healthdata.org/projections> (Accessed March 30, 2020)

Resource Availability

Projected Need

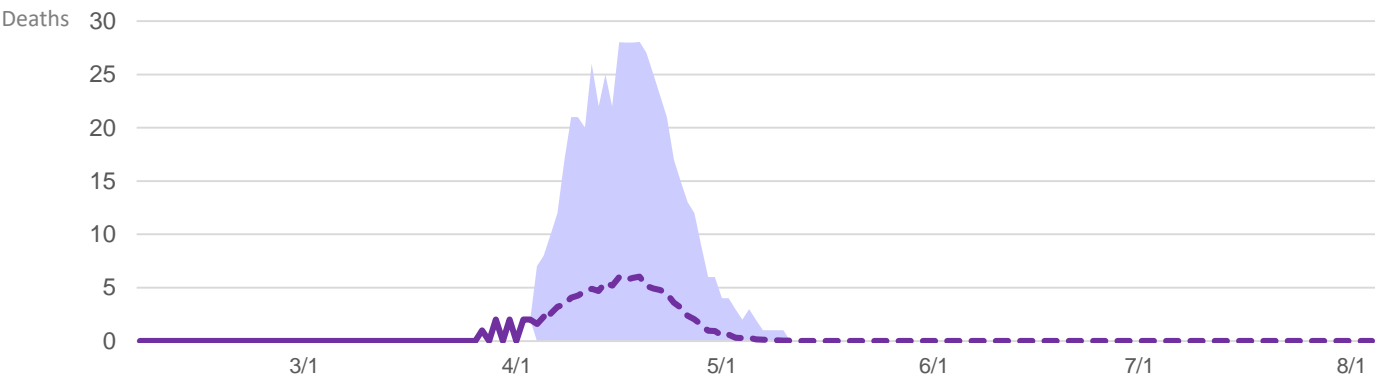
Projection 95% Uncertainty Interval

COVID-19 STATE DATASHEET

Maine COVID-19 Data

Projected deaths per day

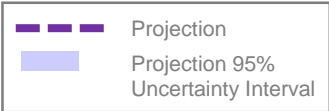
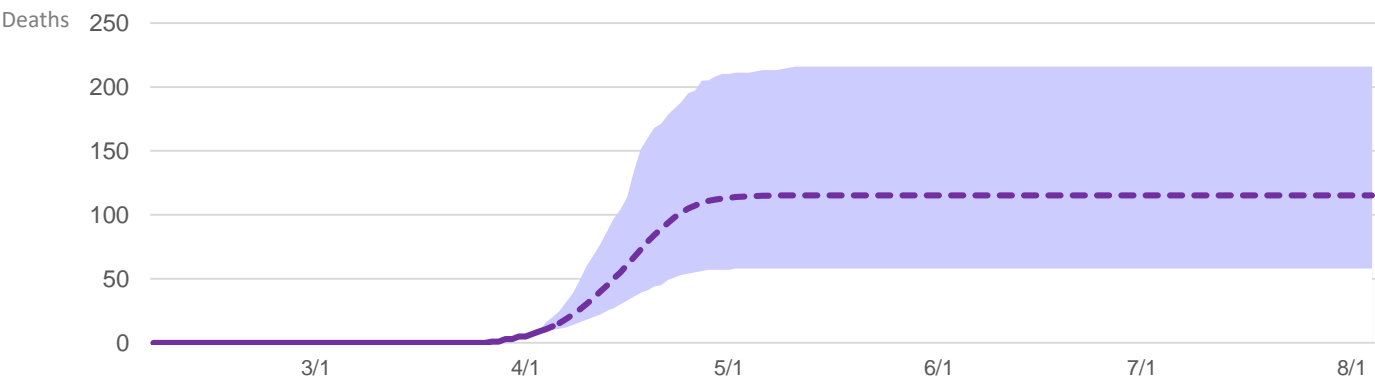
6
COVID-19 deaths
Projected on
Apr 19, 2020



Projected total deaths

115
Cumulative COVID-19
deaths

PROJECTED THROUGH
August 4, 2020



Source: Institute for Health Metrics and Evaluation (IHME). COVID-19 Projections. Seattle, WA: IHME, University of Washington, 2020. Available from <https://covid19.healthdata.org/projections> (Accessed March 30, 2020)

COVID-19 STATE DATASHEET

Maryland COVID-19 Data
Overview of Projections

Updated 04/05/2020 23:00 Pacific Time

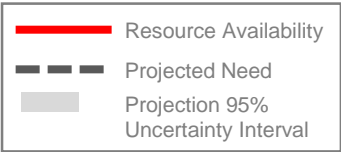
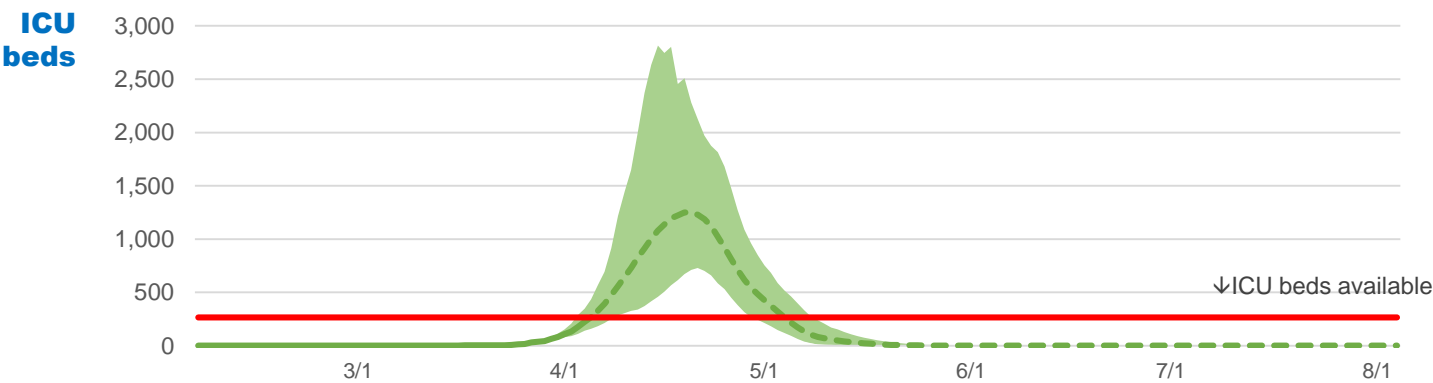
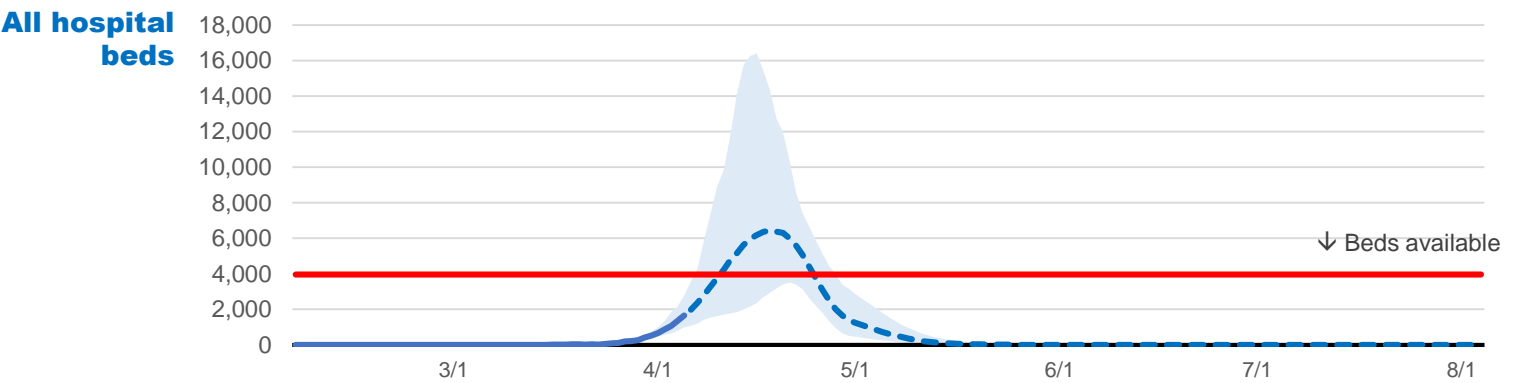
Assumes the continuation of strong social distancing measures and other protective measures

DATE OF PEAK RESOURCE USE	PEAK COVID-19 DEATHS PER DAY	CUMULATIVE COVID-19 DEATHS ON AUG. 4, 2020
4/18/2020	138	2,326

RESOURCES NEEDED FOR COVID PATIENTS ON PEAK DATE		
All beds needed	All beds available	Bed Shortage
6,443 beds	3,961 beds	2,482 beds
ICU beds needed	ICU beds available	ICU Bed Shortage
1,224 beds	266 beds	958 beds
Invasive ventilators needed		
1,040		

COVID-19 STATE DATASHEET

Maryland COVID-19 Data
Projected hospital resource use



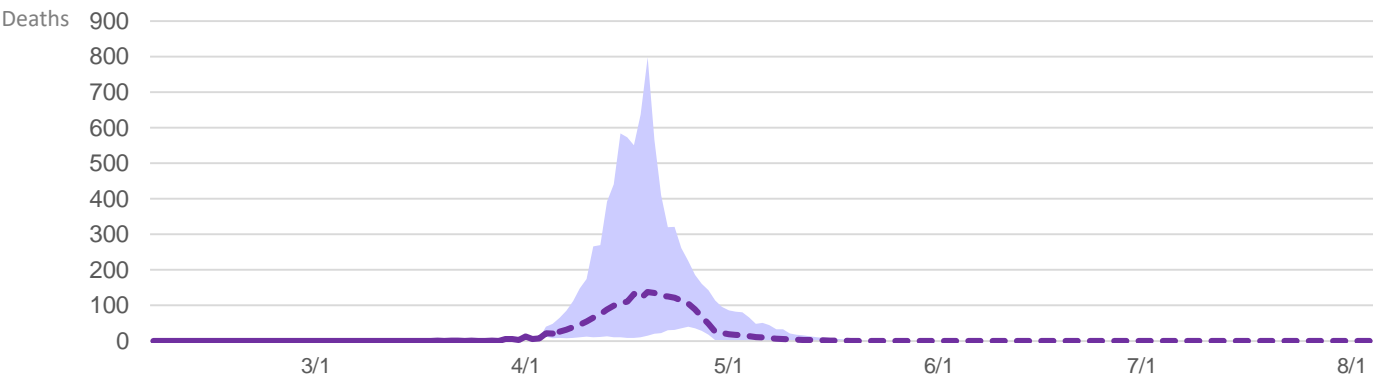
Source: Institute for Health Metrics and Evaluation (IHME). COVID-19 Projections. Seattle, WA: IHME, University of Washington, 2020. Available from <https://covid19.healthdata.org/projections> (Accessed March 30, 2020)

COVID-19 STATE DATASHEET

Maryland COVID-19 Data

Projected deaths per day

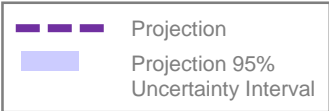
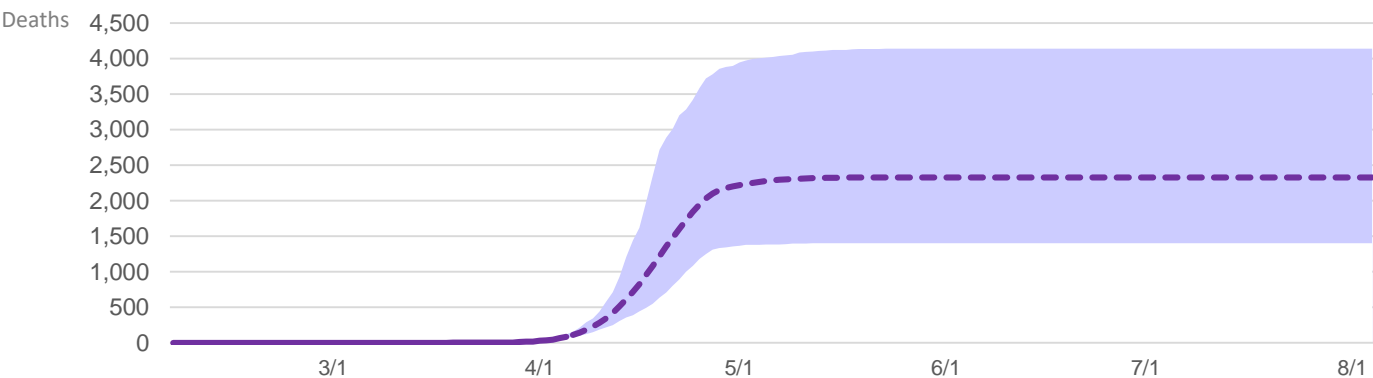
138
COVID-19 deaths
Projected on
Apr 19, 2020



Projected total deaths

2,326
Cumulative COVID-19
deaths

PROJECTED THROUGH
August 4, 2020



Source: Institute for Health Metrics and Evaluation (IHME). COVID-19 Projections. Seattle, WA: IHME, University of Washington, 2020. Available from <https://covid19.healthdata.org/projections> (Accessed March 30, 2020)

COVID-19 STATE DATASHEET

Massachusetts COVID-19 Data

Overview of Projections

Updated 04/05/2020 23:00 Pacific Time

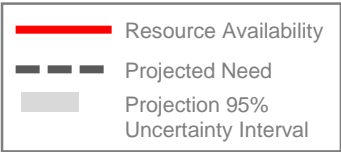
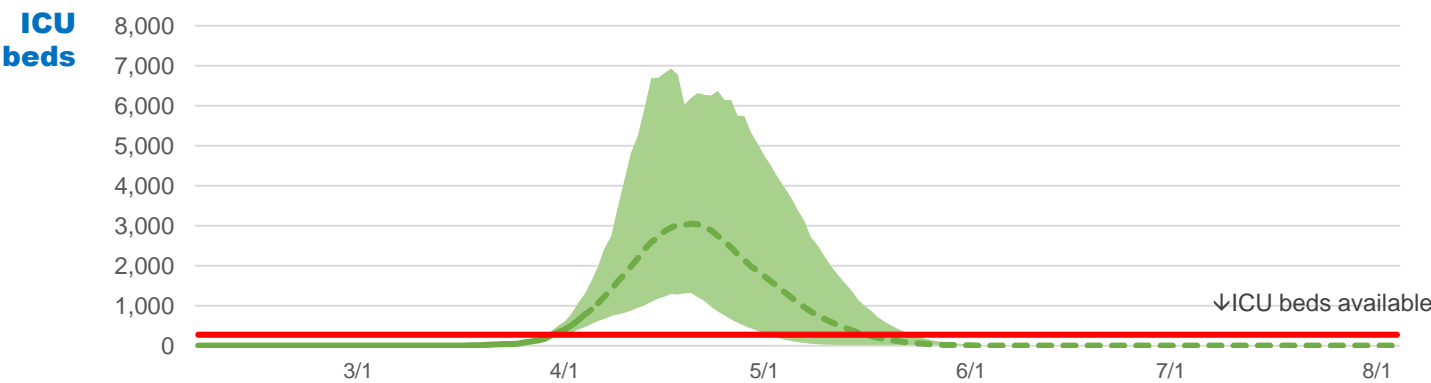
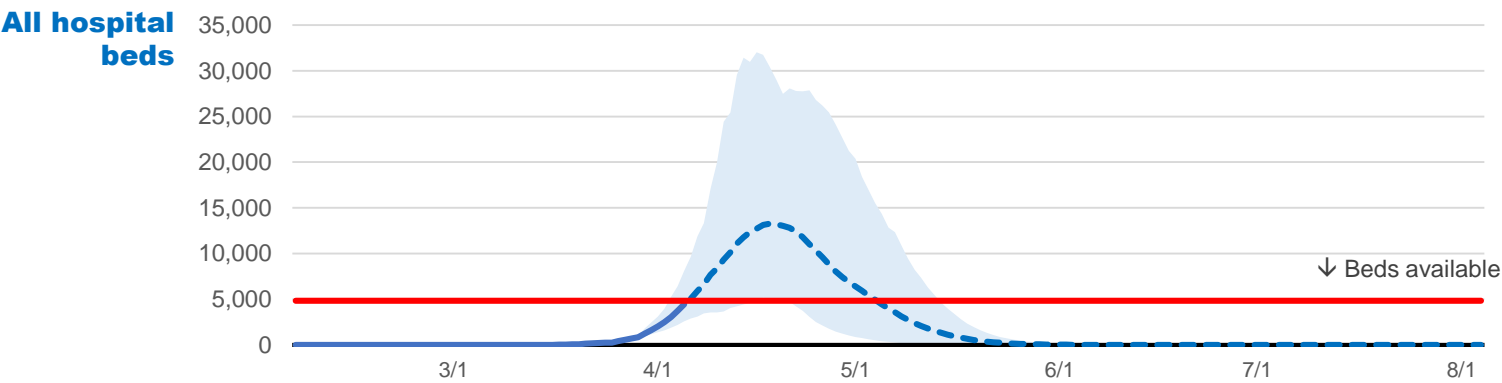
Assumes the continuation of strong social distancing measures and other protective measures

DATE OF PEAK RESOURCE USE	PEAK COVID-19 DEATHS PER DAY	CUMULATIVE COVID-19 DEATHS ON AUG. 4, 2020
4/18/2020	373	8,254

RESOURCES NEEDED FOR COVID PATIENTS ON PEAK DATE		
All beds needed	All beds available	Bed Shortage
13,256 beds	4,848 beds	8,408 beds
ICU beds needed	ICU beds available	ICU Bed Shortage
3,022 beds	277 beds	2,745 beds
Invasive ventilators needed		
2,569		

COVID-19 STATE DATASHEET

Massachusetts COVID-19 Data
Projected hospital resource use



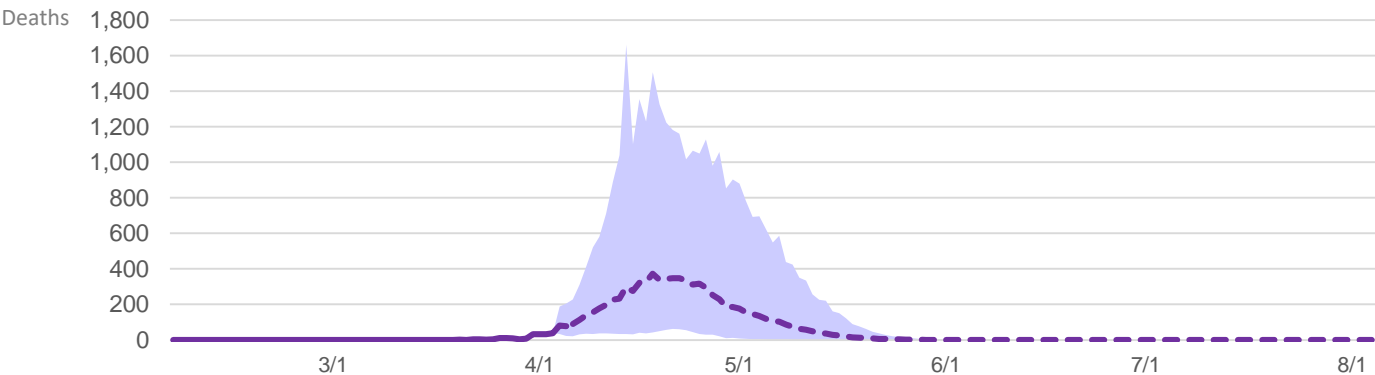
Source: Institute for Health Metrics and Evaluation (IHME). **COVID-19 Projections**. Seattle, WA: IHME, University of Washington, 2020. Available from <https://covid19.healthdata.org/projections> (Accessed March 30, 2020)

COVID-19 STATE DATASHEET

Massachusetts COVID-19 Data

Projected deaths per day

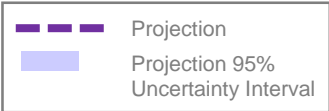
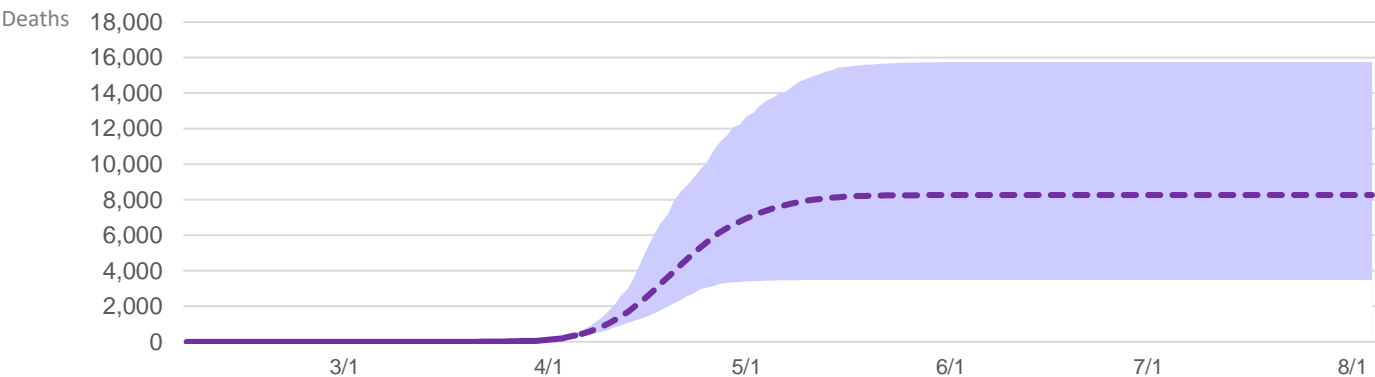
373
COVID-19 deaths
Projected on
Apr 18, 2020



Projected total deaths

8,254
Cumulative COVID-19
deaths

PROJECTED THROUGH
August 4, 2020



Source: Institute for Health Metrics and Evaluation (IHME). COVID-19 Projections. Seattle, WA: IHME, University of Washington, 2020. Available from <https://covid19.healthdata.org/projections> (Accessed March 30, 2020)

COVID-19 STATE DATASHEET

Michigan COVID-19 Data
Overview of Projections

Updated 04/05/2020 23:00 Pacific Time

Assumes the continuation of strong social distancing measures and other protective measures

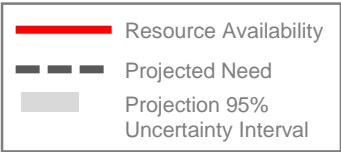
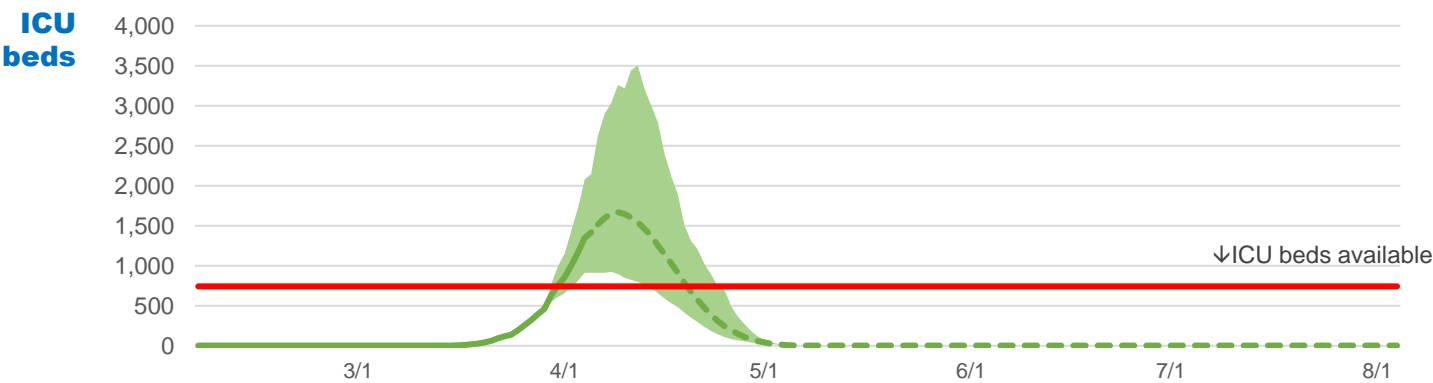
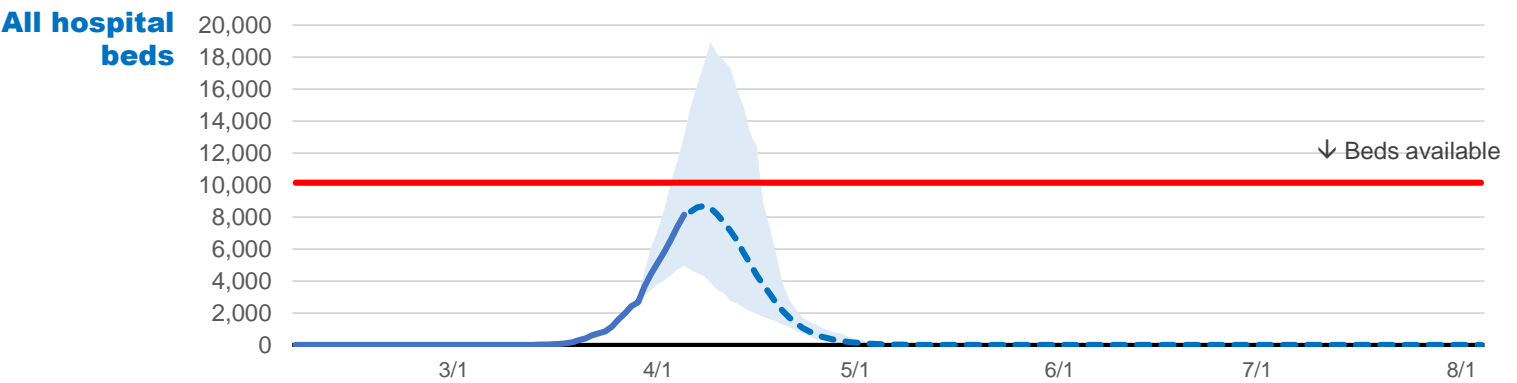
DATE OF PEAK RESOURCE USE	PEAK COVID-19 DEATHS PER DAY	CUMULATIVE COVID-19 DEATHS ON AUG. 4, 2020
4/8/2020	190	2,963

RESOURCES NEEDED FOR COVID PATIENTS ON PEAK DATE		
All beds needed	All beds available	Bed Shortage
8,674 beds	10,154 beds	0 beds
ICU beds needed	ICU beds available	ICU Bed Shortage
1,652 beds	742 beds	910 beds
Invasive ventilators needed		
1,404		

COVID-19 STATE DATASHEET

Michigan COVID-19 Data

Projected hospital resource use

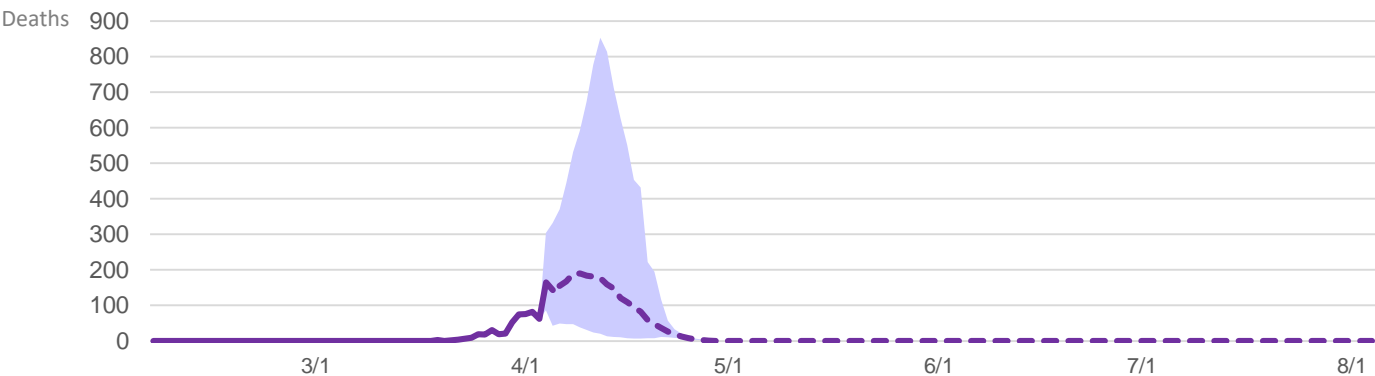


Source: Institute for Health Metrics and Evaluation (IHME). **COVID-19 Projections**. Seattle, WA: IHME, University of Washington, 2020. Available from <https://covid19.healthdata.org/projections> (Accessed March 30, 2020)

COVID-19 STATE DATASHEET

Michigan COVID-19 Data
Projected deaths per day

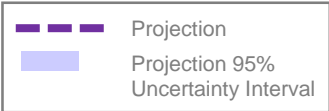
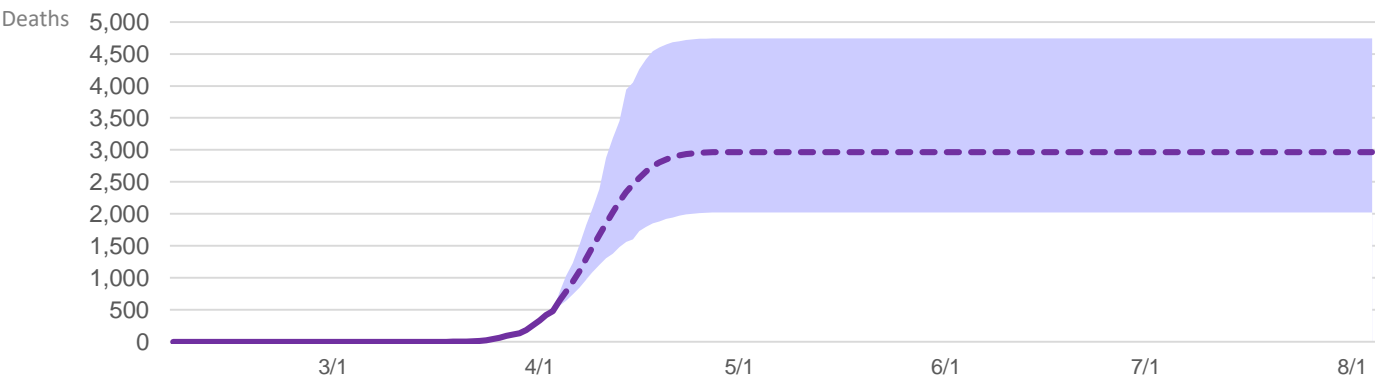
190
COVID-19 deaths
Projected on
Apr 9, 2020



Projected total deaths

2,963
Cumulative COVID-19
deaths

PROJECTED THROUGH
August 4, 2020



Source: Institute for Health Metrics and Evaluation (IHME). COVID-19 Projections. Seattle, WA: IHME, University of Washington, 2020. Available from <https://covid19.healthdata.org/projections> (Accessed March 30, 2020)

COVID-19 STATE DATASHEET

Minnesota COVID-19 Data
Overview of Projections

Updated 04/05/2020 23:00 Pacific Time

Assumes the continuation of strong social distancing measures and other protective measures

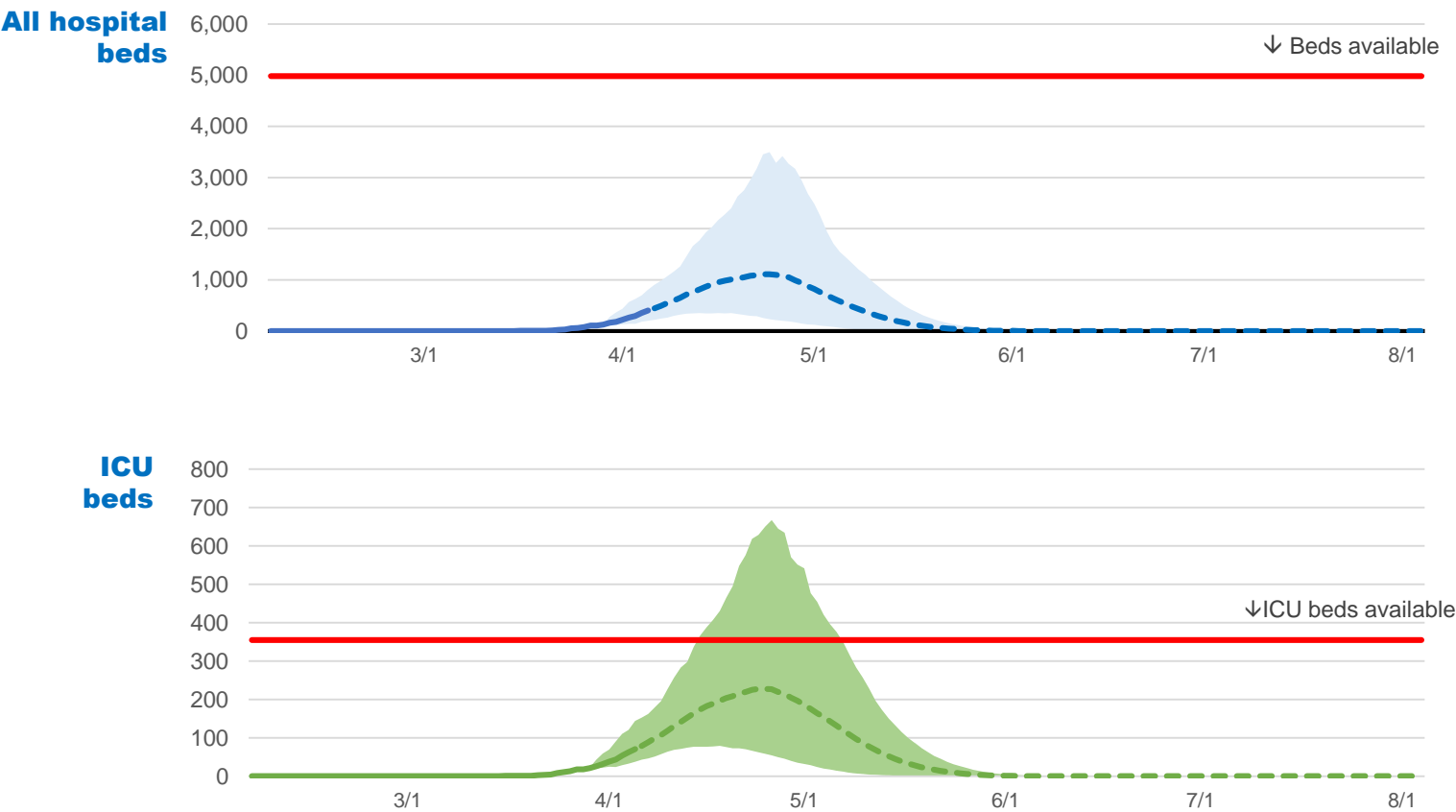
DATE OF PEAK RESOURCE USE	PEAK COVID-19 DEATHS PER DAY	CUMULATIVE COVID-19 DEATHS ON AUG. 4, 2020
4/23/2020	24	625

RESOURCES NEEDED FOR COVID PATIENTS ON PEAK DATE		
All beds needed	All beds available	Bed Shortage
1,110 beds	4,983 beds	0 beds
ICU beds needed	ICU beds available	ICU Bed Shortage
226 beds	355 beds	0 beds
Invasive ventilators needed		
192		

Source: Institute for Health Metrics and Evaluation (IHME). COVID-19 Projections. Seattle, WA: IHME, University of Washington, 2020. Available from <https://covid19.healthdata.org/projections> (Accessed March 30, 2020)

COVID-19 STATE DATASHEET

Minnesota COVID-19 Data
Projected hospital resource use



Source: Institute for Health Metrics and Evaluation (IHME). COVID-19 Projections. Seattle, WA: IHME, University of Washington, 2020. Available from <https://covid19.healthdata.org/projections> (Accessed March 30, 2020)

Resource Availability

Projected Need

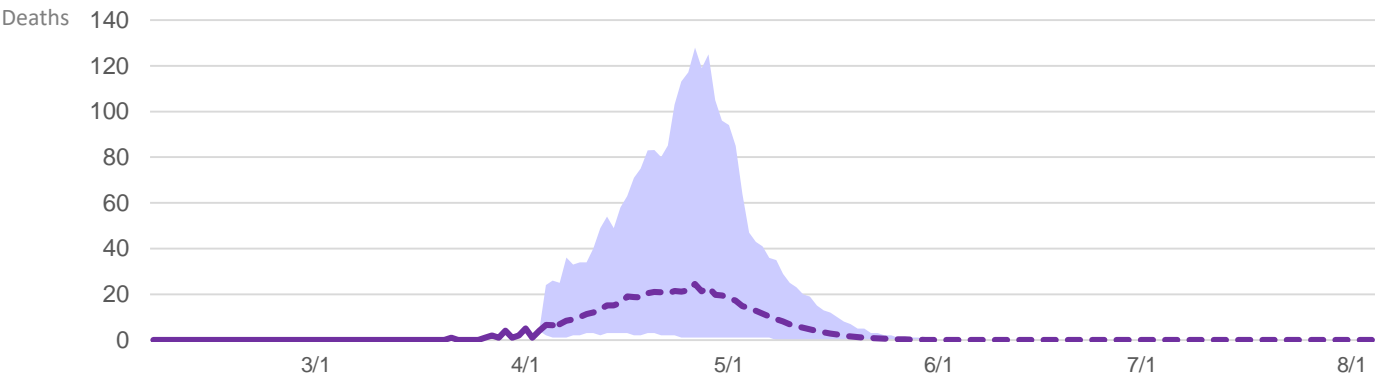
Projection 95% Uncertainty Interval

COVID-19 STATE DATASHEET

Minnesota COVID-19 Data

Projected deaths per day

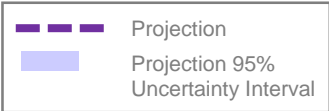
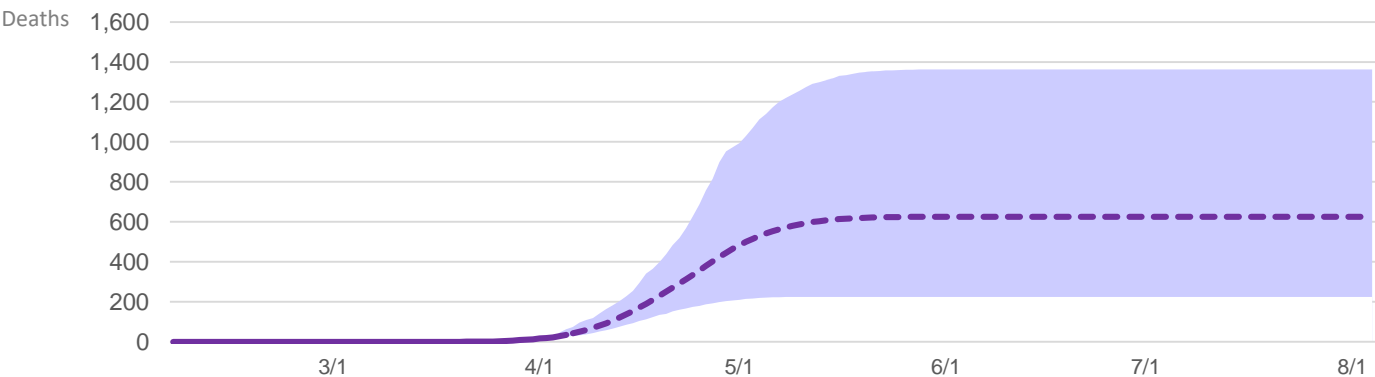
24
COVID-19 deaths
Projected on
Apr 26, 2020



Projected total deaths

625
Cumulative COVID-19
deaths

PROJECTED THROUGH
August 4, 2020



Source: Institute for Health Metrics and Evaluation (IHME). COVID-19 Projections. Seattle, WA: IHME, University of Washington, 2020. Available from <https://covid19.healthdata.org/projections> (Accessed March 30, 2020)

COVID-19 STATE DATASHEET

Mississippi COVID-19 Data
Overview of Projections

Updated 04/05/2020 23:00 Pacific Time

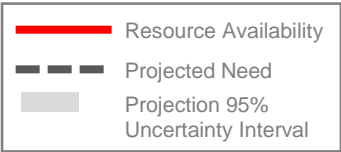
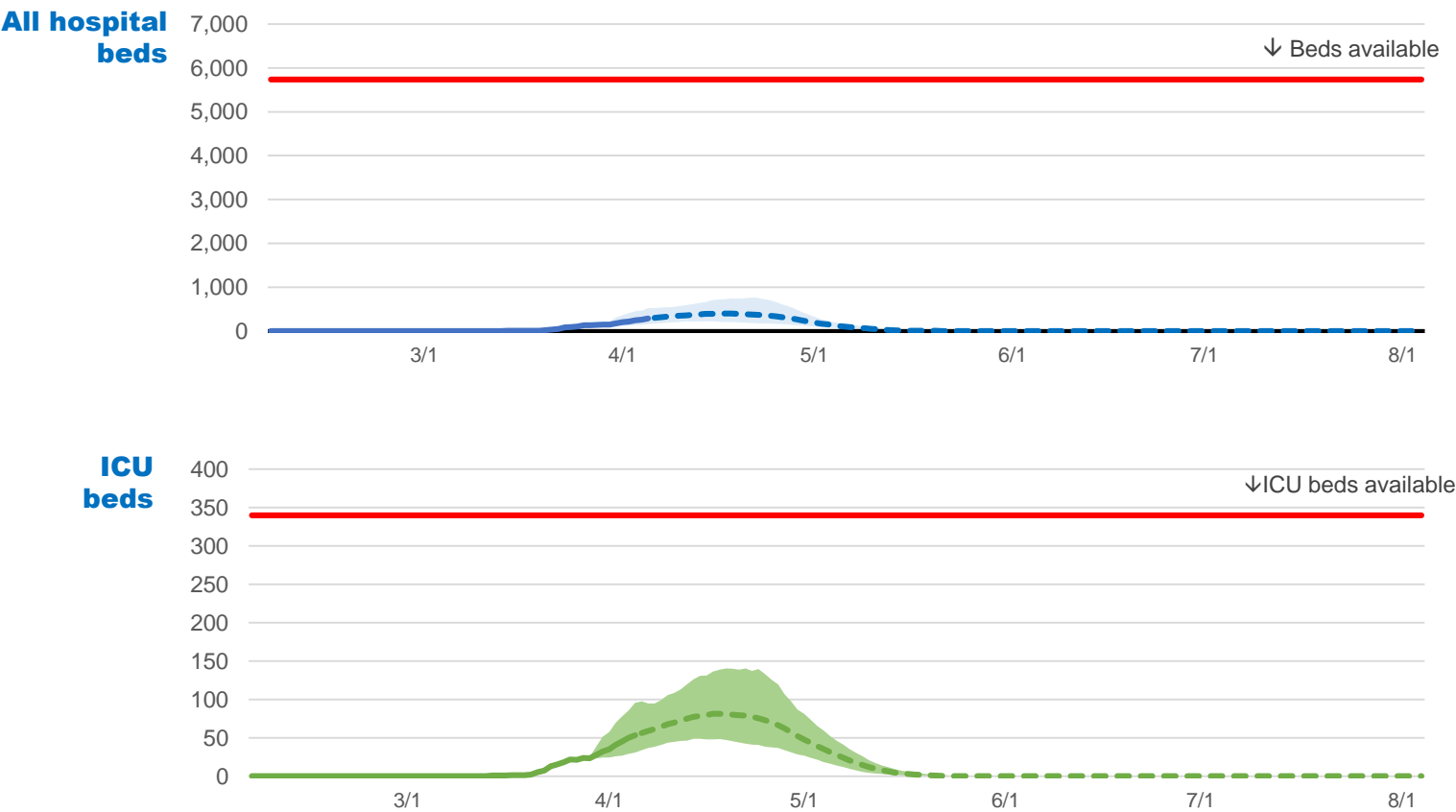
Assumes the continuation of strong social distancing measures and other protective measures

DATE OF PEAK RESOURCE USE	PEAK COVID-19 DEATHS PER DAY	CUMULATIVE COVID-19 DEATHS ON AUG. 4, 2020
4/18/2020	8	237

RESOURCES NEEDED FOR COVID PATIENTS ON PEAK DATE		
All beds needed	All beds available	Bed Shortage
398 beds	5,733 beds	0 beds
ICU beds needed	ICU beds available	ICU Bed Shortage
81 beds	340 beds	0 beds
Invasive ventilators needed		
69		

COVID-19 STATE DATASHEET

Mississippi COVID-19 Data
Projected hospital resource use



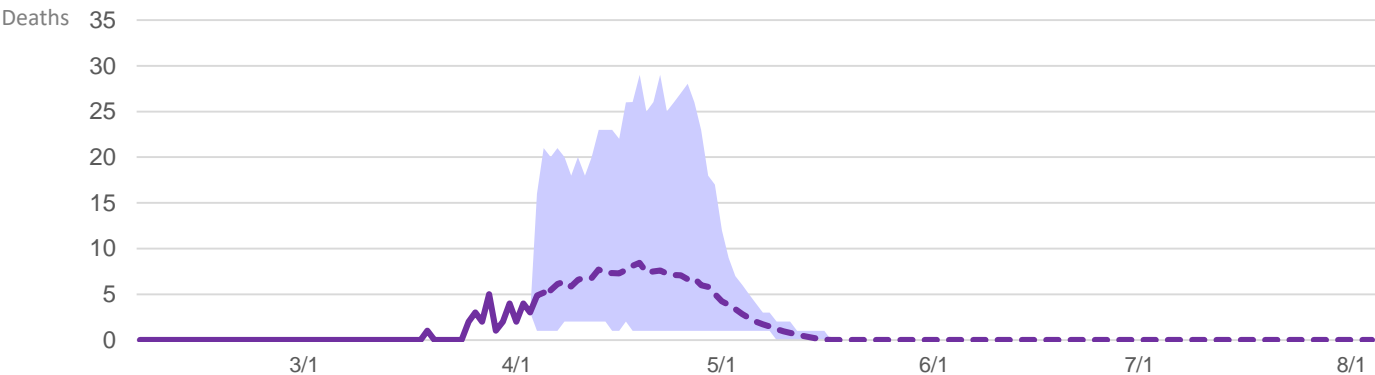
Source: Institute for Health Metrics and Evaluation (IHME). COVID-19 Projections. Seattle, WA: IHME, University of Washington, 2020. Available from <https://covid19.healthdata.org/projections> (Accessed March 30, 2020)

COVID-19 STATE DATASHEET

Mississippi COVID-19 Data

Projected deaths per day

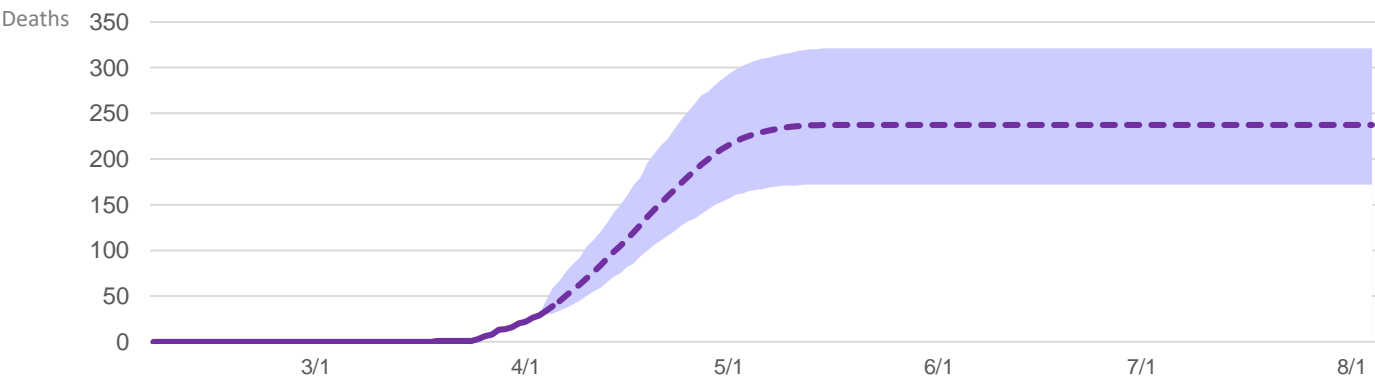
8
COVID-19 deaths
Projected on
Apr 19, 2020



Projected total deaths

237
Cumulative COVID-19
deaths

PROJECTED THROUGH
August 4, 2020



Source: Institute for Health Metrics and Evaluation (IHME). COVID-19 Projections. Seattle, WA: IHME, University of Washington, 2020. Available from <https://covid19.healthdata.org/projections> (Accessed March 30, 2020)

Projection

Projection 95%
Uncertainty Interval

COVID-19 STATE DATASHEET

Missouri COVID-19 Data
Overview of Projections

Updated 04/05/2020 23:00 Pacific Time

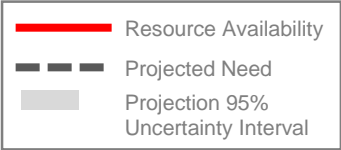
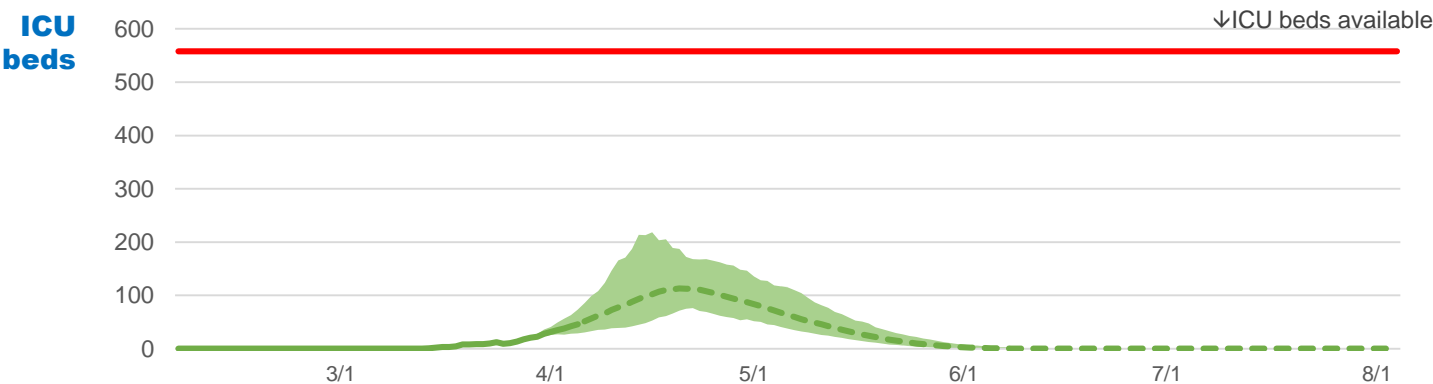
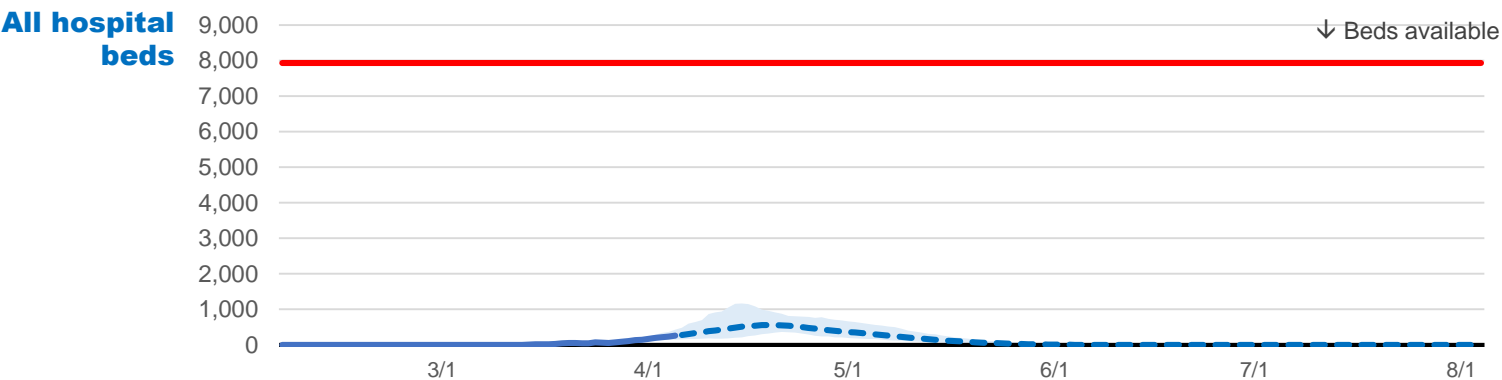
Assumes the continuation of strong social distancing measures and other protective measures

DATE OF PEAK RESOURCE USE	PEAK COVID-19 DEATHS PER DAY	CUMULATIVE COVID-19 DEATHS ON AUG. 4, 2020
4/19/2020	12	352

RESOURCES NEEDED FOR COVID PATIENTS ON PEAK DATE		
All beds needed	All beds available	Bed Shortage
562 beds	7,933 beds	0 beds
ICU beds needed	ICU beds available	ICU Bed Shortage
112 beds	558 beds	0 beds
Invasive ventilators needed		
95		

COVID-19 STATE DATASHEET

Missouri COVID-19 Data
Projected hospital resource use

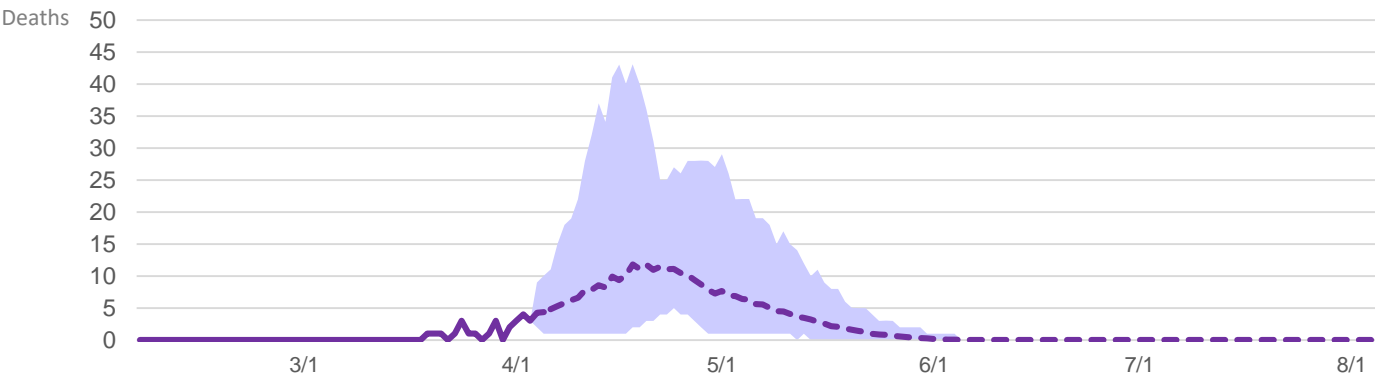


Source: Institute for Health Metrics and Evaluation (IHME). COVID-19 Projections. Seattle, WA: IHME, University of Washington, 2020. Available from <https://covid19.healthdata.org/projections> (Accessed March 30, 2020)

COVID-19 STATE DATASHEET

Missouri COVID-19 Data
Projected deaths per day

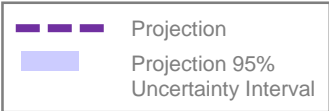
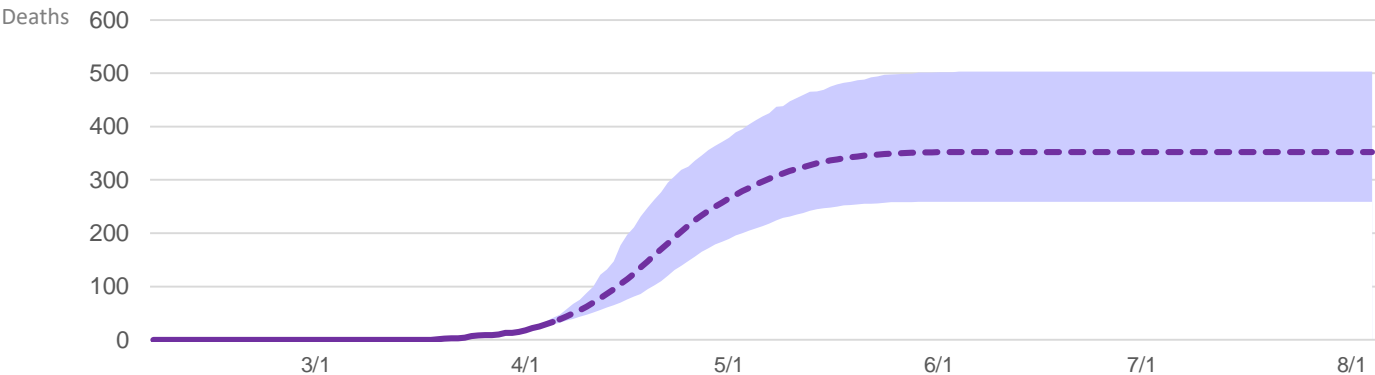
12
COVID-19 deaths
Projected on
Apr 18, 2020



Projected total deaths

352
Cumulative COVID-19
deaths

PROJECTED THROUGH
August 4, 2020



Source: Institute for Health Metrics and Evaluation (IHME). COVID-19 Projections. Seattle, WA: IHME, University of Washington, 2020. Available from <https://covid19.healthdata.org/projections> (Accessed March 30, 2020)

COVID-19 STATE DATASHEET

Montana COVID-19 Data
Overview of Projections

Updated 04/05/2020 23:00 Pacific Time

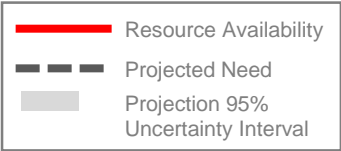
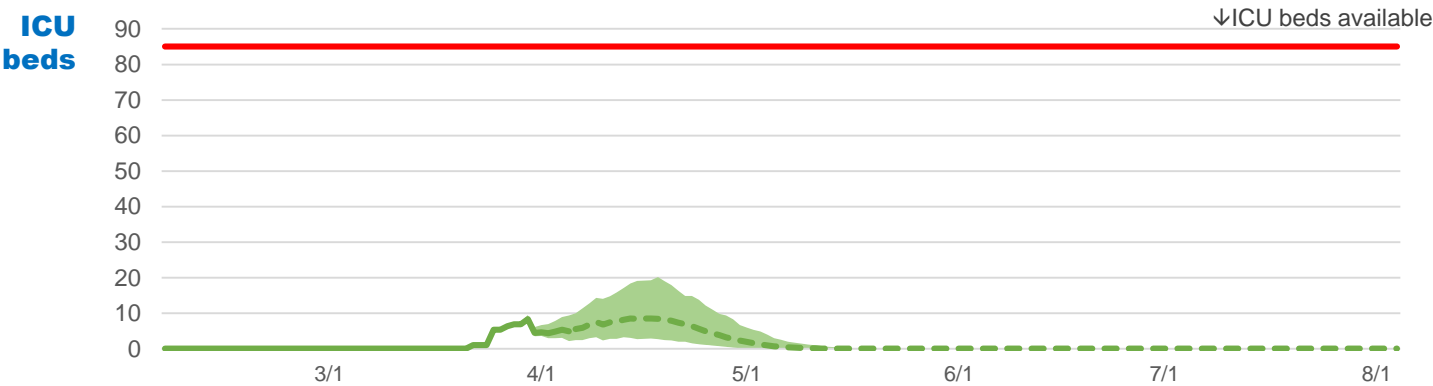
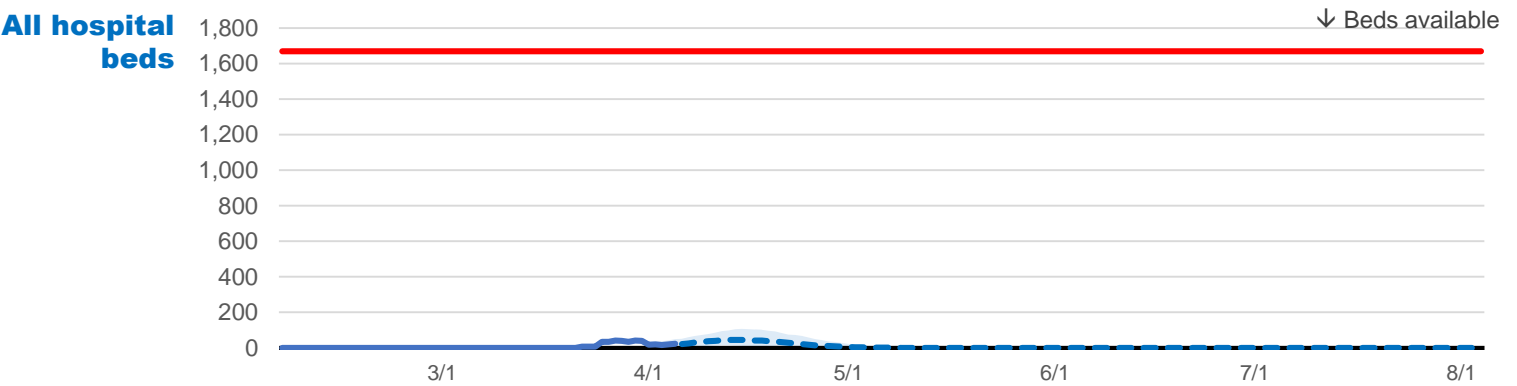
Assumes the continuation of strong social distancing measures and other protective measures

DATE OF PEAK RESOURCE USE	PEAK COVID-19 DEATHS PER DAY	CUMULATIVE COVID-19 DEATHS ON AUG. 4, 2020
4/13/2020	4	22

RESOURCES NEEDED FOR COVID PATIENTS ON PEAK DATE		
All beds needed	All beds available	Bed Shortage
45 beds	1,669 beds	0 beds
ICU beds needed	ICU beds available	ICU Bed Shortage
8 beds	85 beds	0 beds
Invasive ventilators needed		
7		

COVID-19 STATE DATASHEET

Montana COVID-19 Data
Projected hospital resource use



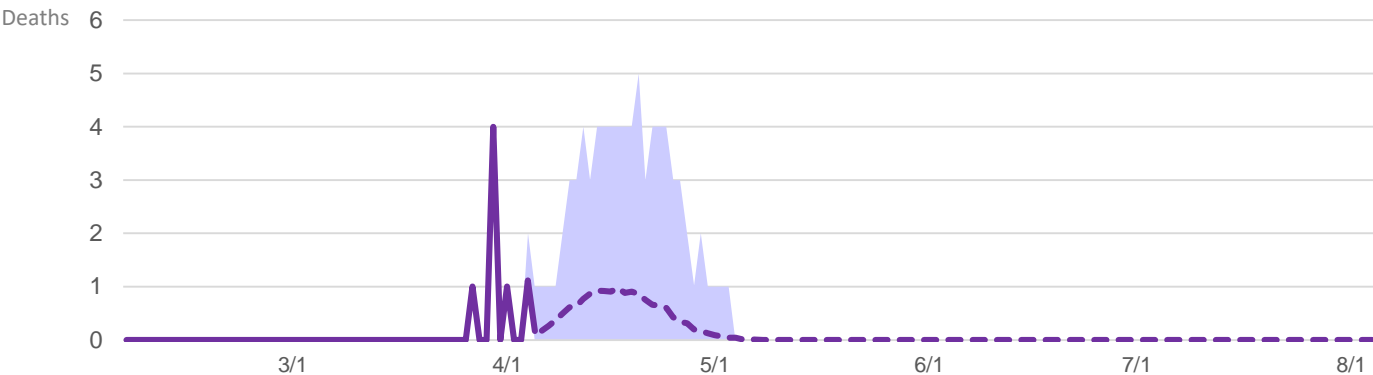
Source: Institute for Health Metrics and Evaluation (IHME). COVID-19 Projections. Seattle, WA: IHME, University of Washington, 2020. Available from <https://covid19.healthdata.org/projections> (Accessed March 30, 2020)

COVID-19 STATE DATASHEET

Montana COVID-19 Data

Projected deaths per day

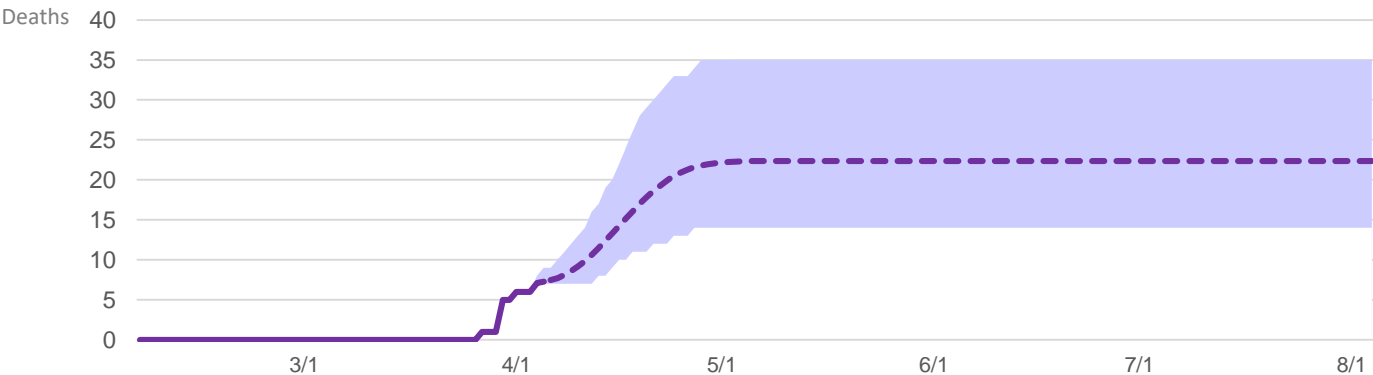
4
COVID-19 deaths
Projected on
Mar 30, 2020



Projected total deaths

22
Cumulative COVID-19
deaths

PROJECTED THROUGH
August 4, 2020



Source: Institute for Health Metrics and Evaluation (IHME). COVID-19 Projections. Seattle, WA: IHME, University of Washington, 2020. Available from <https://covid19.healthdata.org/projections> (Accessed March 30, 2020)

Projection

Projection 95%
Uncertainty Interval

COVID-19 STATE DATASHEET

Nebraska COVID-19 Data

Overview of Projections

Updated 04/05/2020 23:00 Pacific Time

Assumes the continuation of strong social distancing measures and other protective measures

DATE OF PEAK
RESOURCE USE

4/24/2020

PEAK COVID-19
DEATHS PER DAY

18

CUMULATIVE
COVID-19 DEATHS
ON AUG. 4, 2020

459

RESOURCES NEEDED FOR COVID PATIENTS ON PEAK DATE

All beds needed

831 beds

All beds available

3,130 beds

Bed Shortage

0 beds

ICU beds needed

168 beds

ICU beds available

232 beds

ICU Bed Shortage

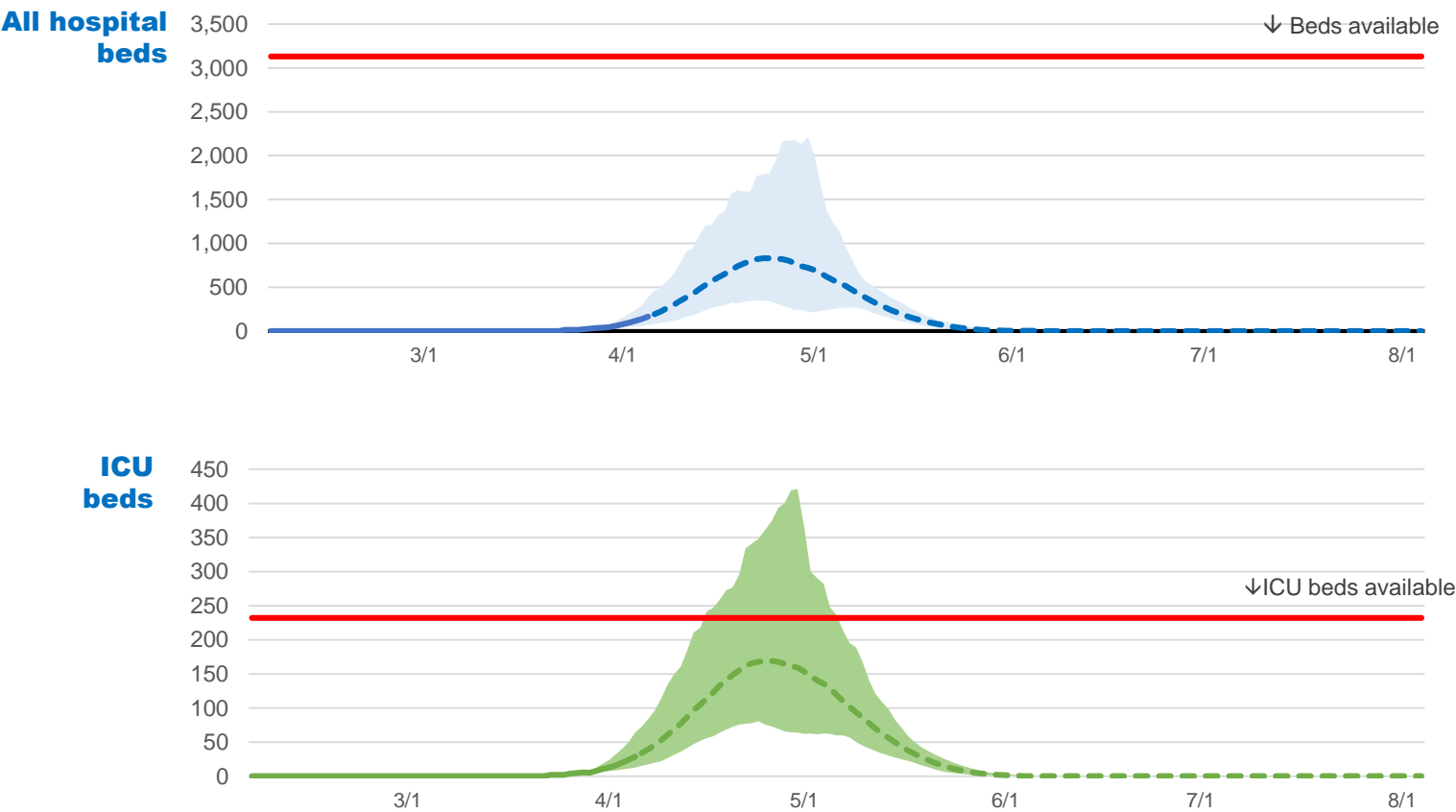
0 beds

Invasive ventilators needed

143

COVID-19 STATE DATASHEET

Nebraska COVID-19 Data
Projected hospital resource use



Source: Institute for Health Metrics and Evaluation (IHME). COVID-19 Projections. Seattle, WA: IHME, University of Washington, 2020. Available from <https://covid19.healthdata.org/projections> (Accessed March 30, 2020)

Resource Availability

Projected Need

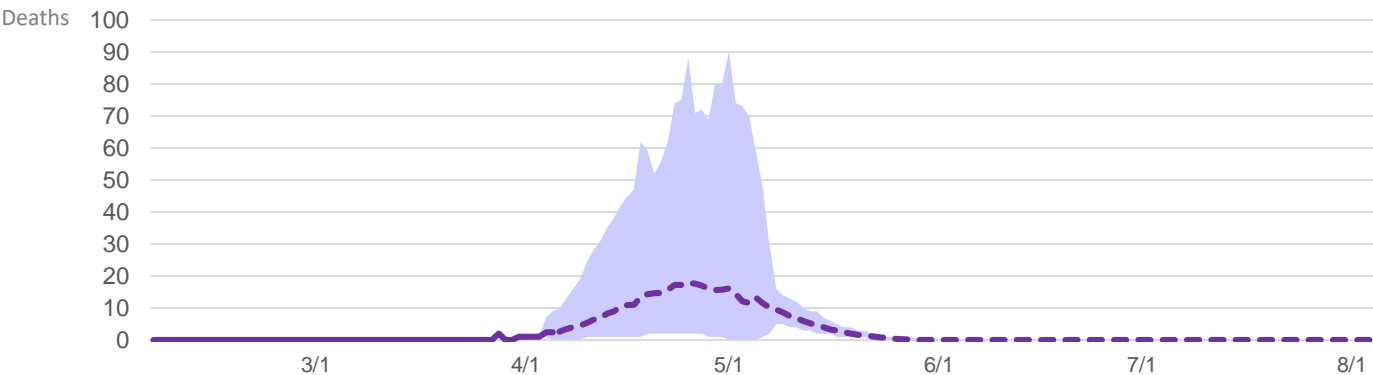
Projection 95% Uncertainty Interval

COVID-19 STATE DATASHEET

Nebraska COVID-19 Data

Projected deaths per day

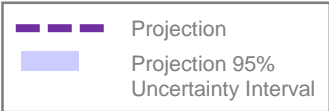
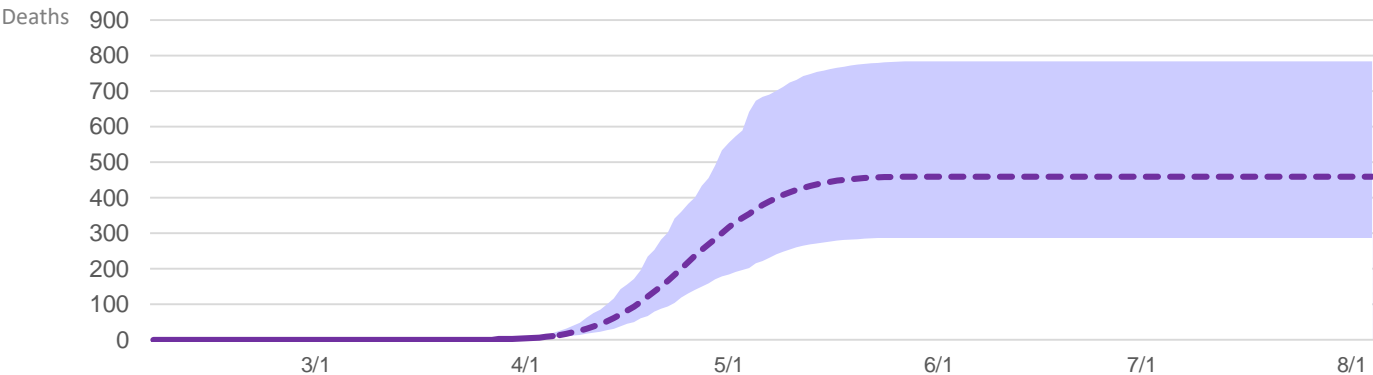
18
COVID-19 deaths
Projected on
Apr 25, 2020



Projected total deaths

459
Cumulative COVID-19
deaths

PROJECTED THROUGH
August 4, 2020



Source: Institute for Health Metrics and Evaluation (IHME). COVID-19 Projections. Seattle, WA: IHME, University of Washington, 2020. Available from <https://covid19.healthdata.org/projections> (Accessed March 30, 2020)

COVID-19 STATE DATASHEET

Nevada COVID-19 Data
Overview of Projections

Updated 04/05/2020 23:00 Pacific Time

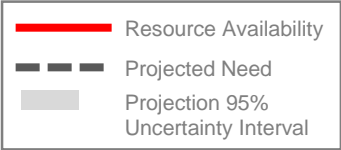
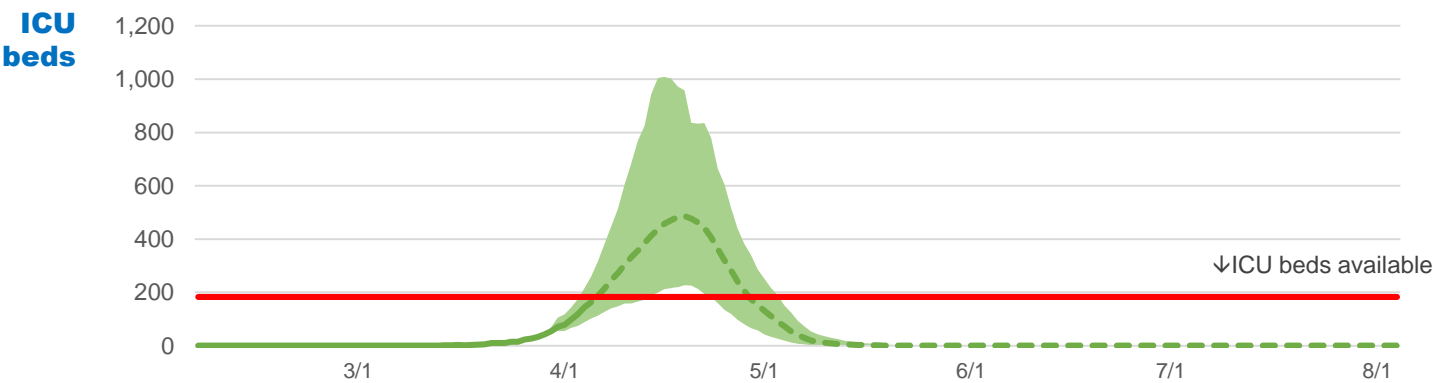
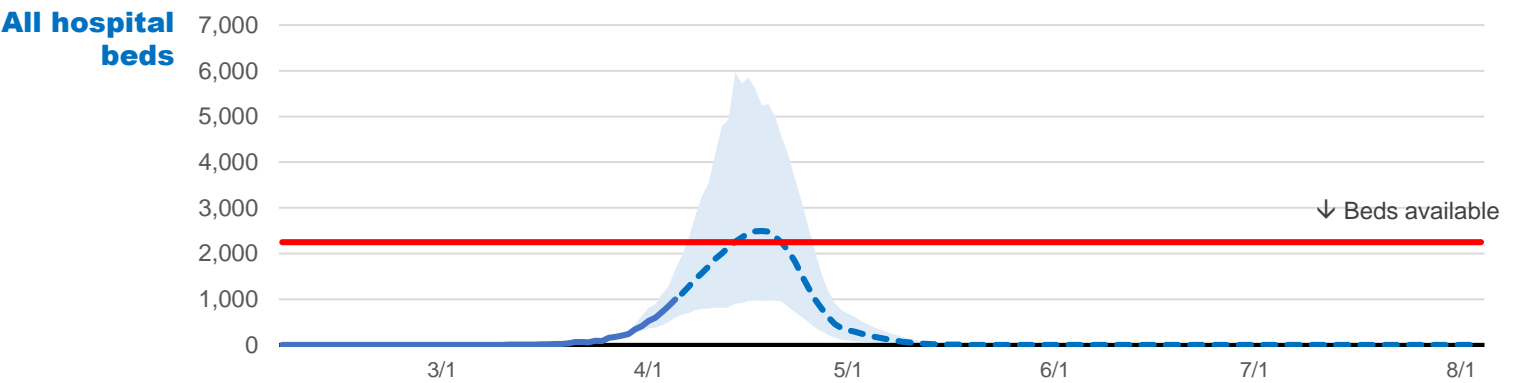
Assumes the continuation of strong social distancing measures and other protective measures

DATE OF PEAK RESOURCE USE	PEAK COVID-19 DEATHS PER DAY	CUMULATIVE COVID-19 DEATHS ON AUG. 4, 2020
4/18/2020	50	916

RESOURCES NEEDED FOR COVID PATIENTS ON PEAK DATE		
All beds needed	All beds available	Bed Shortage
2,490 beds	2,247 beds	243 beds
ICU beds needed	ICU beds available	ICU Bed Shortage
483 beds	183 beds	300 beds
Invasive ventilators needed		
411		

COVID-19 STATE DATASHEET

Nevada COVID-19 Data
Projected hospital resource use

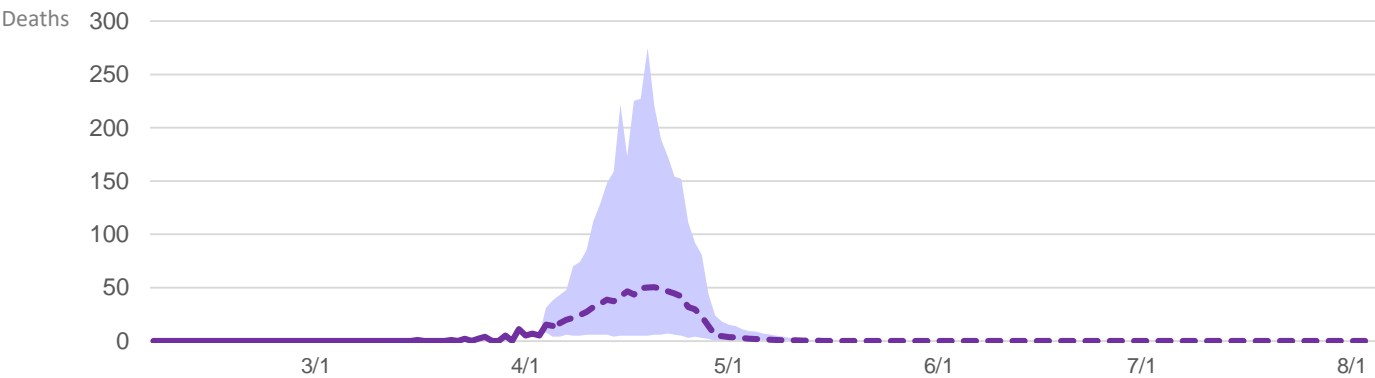


Source: Institute for Health Metrics and Evaluation (IHME). COVID-19 Projections. Seattle, WA: IHME, University of Washington, 2020. Available from <https://covid19.healthdata.org/projections> (Accessed March 30, 2020)

COVID-19 STATE DATASHEET

Nevada COVID-19 Data
Projected deaths per day

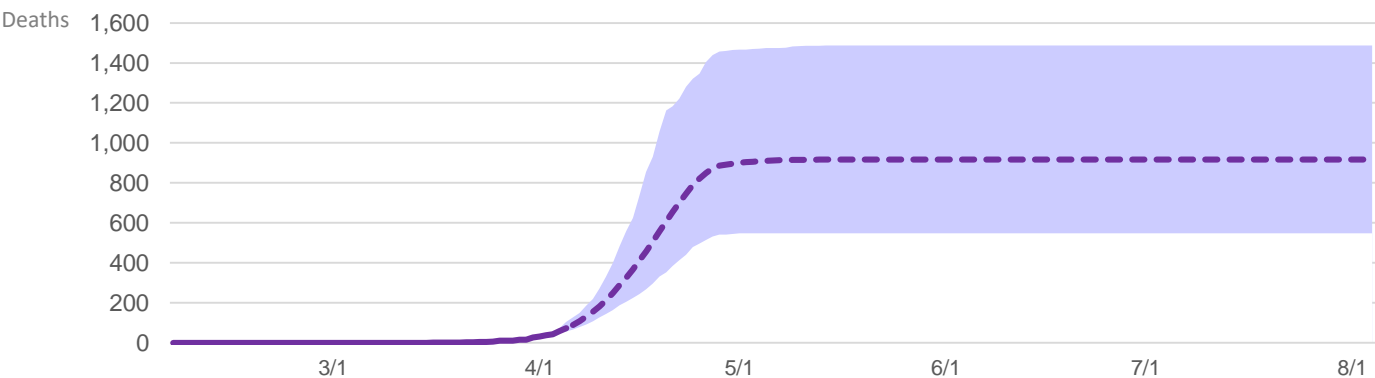
50
COVID-19 deaths
Projected on
Apr 20, 2020



Projected total deaths

916
Cumulative COVID-19
deaths

PROJECTED THROUGH
August 4, 2020



Source: Institute for Health Metrics and Evaluation (IHME). COVID-19 Projections. Seattle, WA: IHME, University of Washington, 2020. Available from <https://covid19.healthdata.org/projections> (Accessed March 30, 2020)

Projection

Projection 95%
Uncertainty Interval

COVID-19 STATE DATASHEET

New Hampshire COVID-19 Data
Overview of Projections

Updated 04/05/2020 23:00 Pacific Time

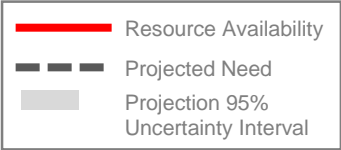
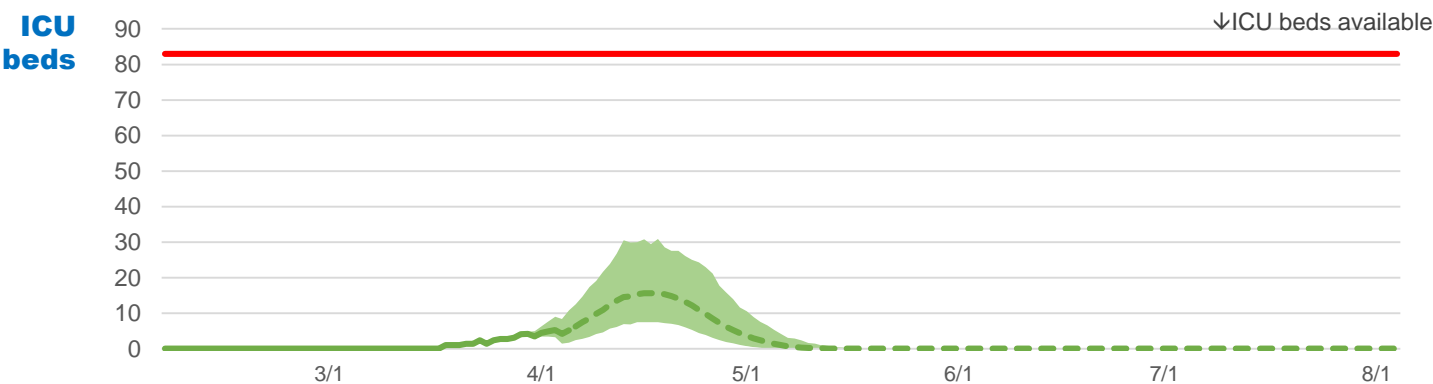
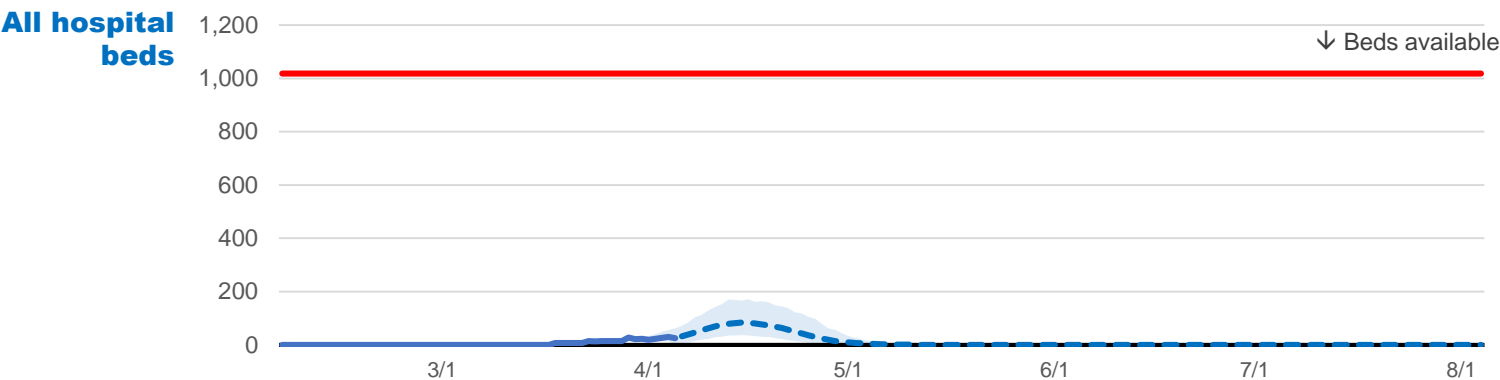
Assumes the continuation of strong social distancing measures and other protective measures

DATE OF PEAK RESOURCE USE	PEAK COVID-19 DEATHS PER DAY	CUMULATIVE COVID-19 DEATHS ON AUG. 4, 2020
4/15/2020	2	32

RESOURCES NEEDED FOR COVID PATIENTS ON PEAK DATE		
All beds needed	All beds available	Bed Shortage
84 beds	1,018 beds	0 beds
ICU beds needed	ICU beds available	ICU Bed Shortage
15 beds	83 beds	0 beds
Invasive ventilators needed		
13		

COVID-19 STATE DATASHEET

New Hampshire COVID-19 Data
Projected hospital resource use



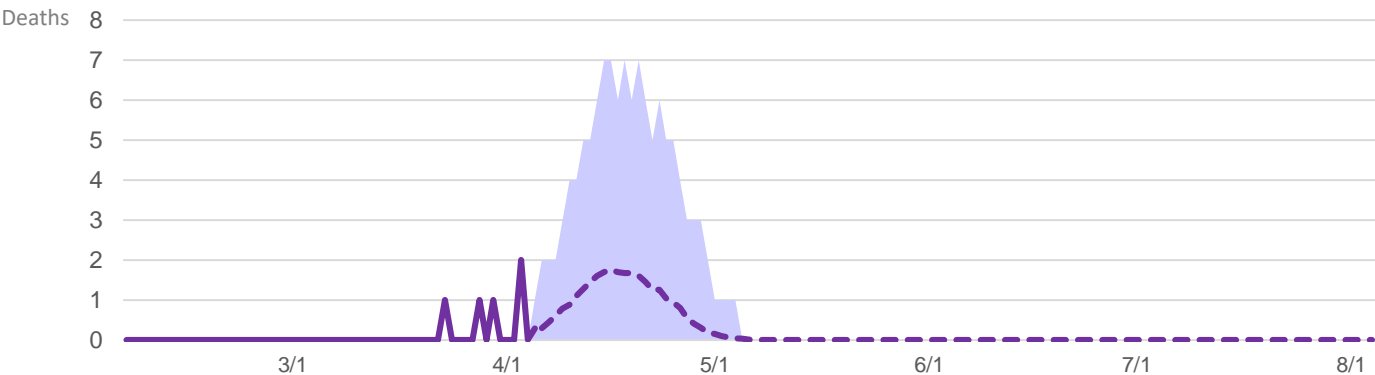
Source: Institute for Health Metrics and Evaluation (IHME). COVID-19 Projections. Seattle, WA: IHME, University of Washington, 2020. Available from <https://covid19.healthdata.org/projections> (Accessed March 30, 2020)

COVID-19 STATE DATASHEET

New Hampshire COVID-19 Data

Projected deaths per day

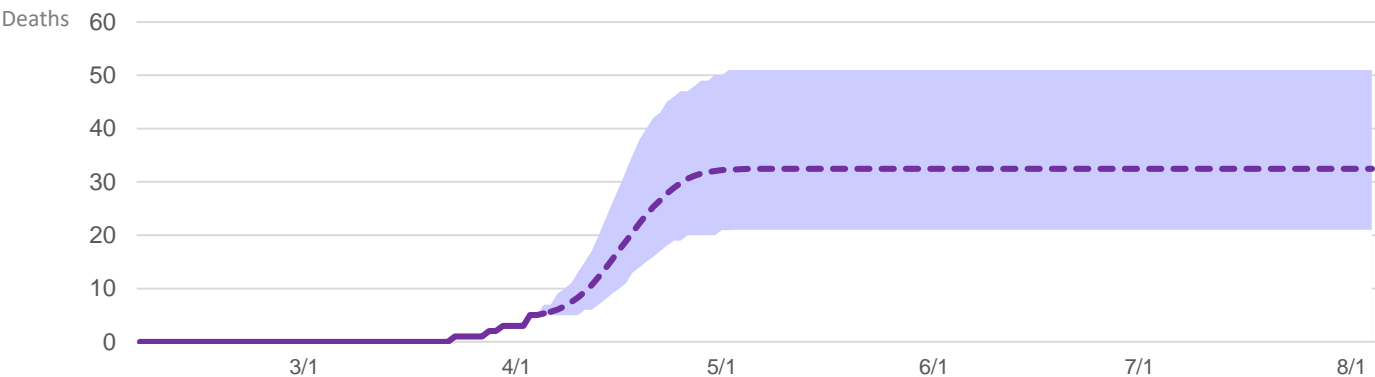
2
COVID-19 deaths
Projected on
Apr 3, 2020



Projected total deaths

32
Cumulative COVID-19
deaths

PROJECTED THROUGH
August 4, 2020



Source: Institute for Health Metrics and Evaluation (IHME). COVID-19 Projections. Seattle, WA: IHME, University of Washington, 2020. Available from <https://covid19.healthdata.org/projections> (Accessed March 30, 2020)

Projection

Projection 95%
Uncertainty Interval

COVID-19 STATE DATASHEET

New Jersey COVID-19 Data
Overview of Projections

Updated 04/05/2020 23:00 Pacific Time

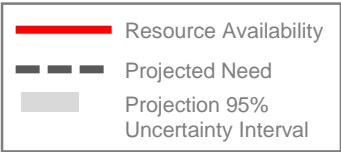
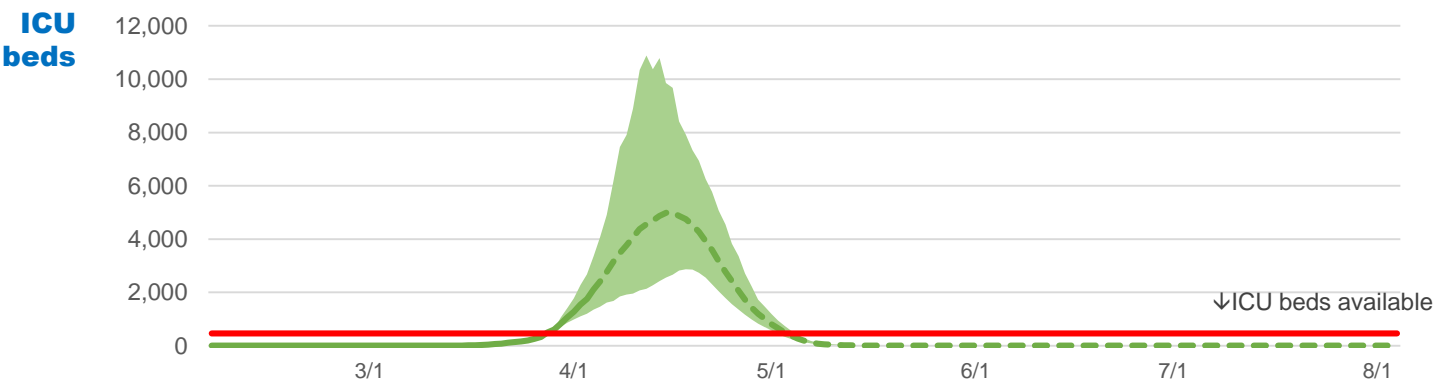
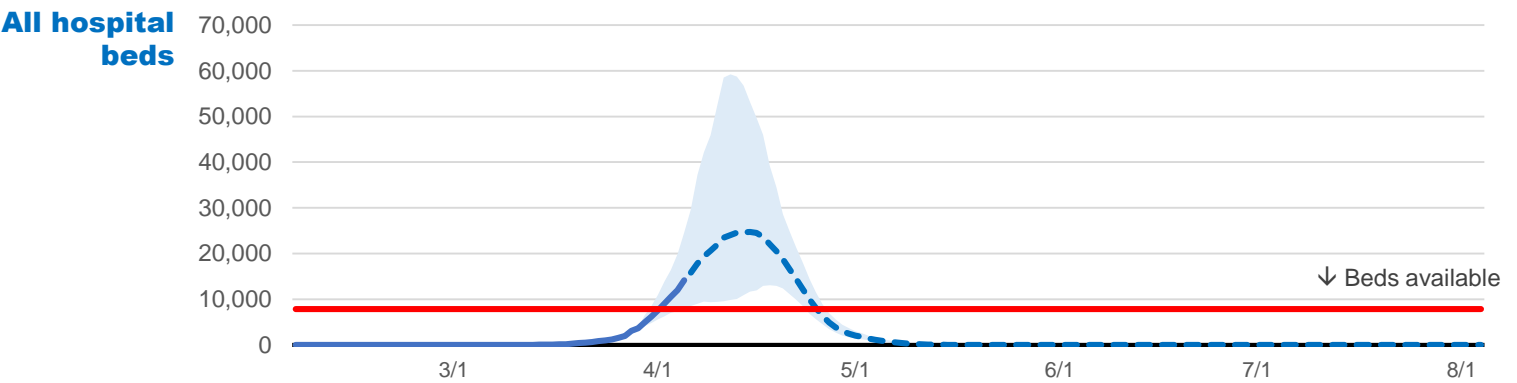
Assumes the continuation of strong social distancing measures and other protective measures

DATE OF PEAK RESOURCE USE	PEAK COVID-19 DEATHS PER DAY	CUMULATIVE COVID-19 DEATHS ON AUG. 4, 2020
4/15/2020	584	9,690

RESOURCES NEEDED FOR COVID PATIENTS ON PEAK DATE		
All beds needed	All beds available	Bed Shortage
24,702 beds	7,815 beds	16,887 beds
ICU beds needed	ICU beds available	ICU Bed Shortage
4,992 beds	465 beds	4,527 beds
Invasive ventilators needed		
4,242		

COVID-19 STATE DATASHEET

New Jersey COVID-19 Data
Projected hospital resource use



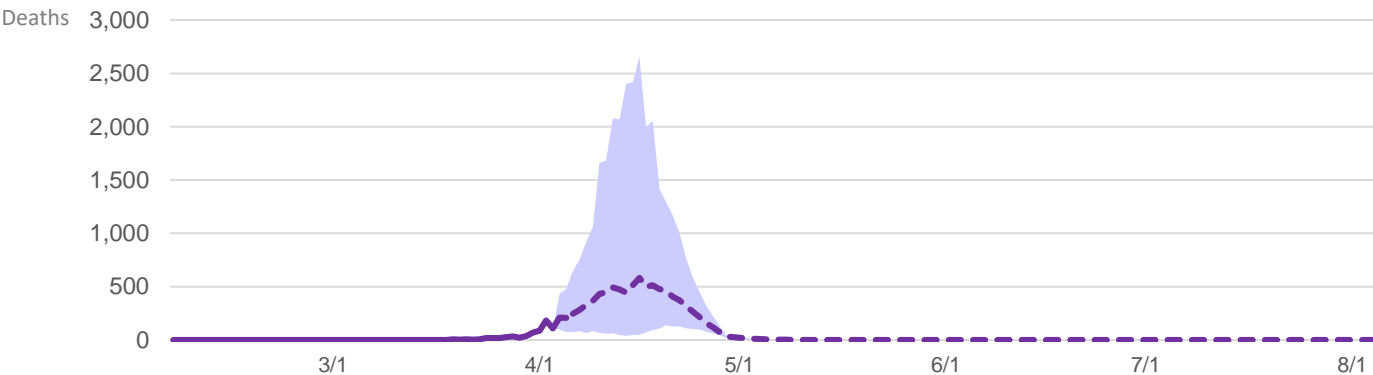
Source: Institute for Health Metrics and Evaluation (IHME). COVID-19 Projections. Seattle, WA: IHME, University of Washington, 2020. Available from <https://covid19.healthdata.org/projections> (Accessed March 30, 2020)

COVID-19 STATE DATASHEET

New Jersey COVID-19 Data

Projected deaths per day

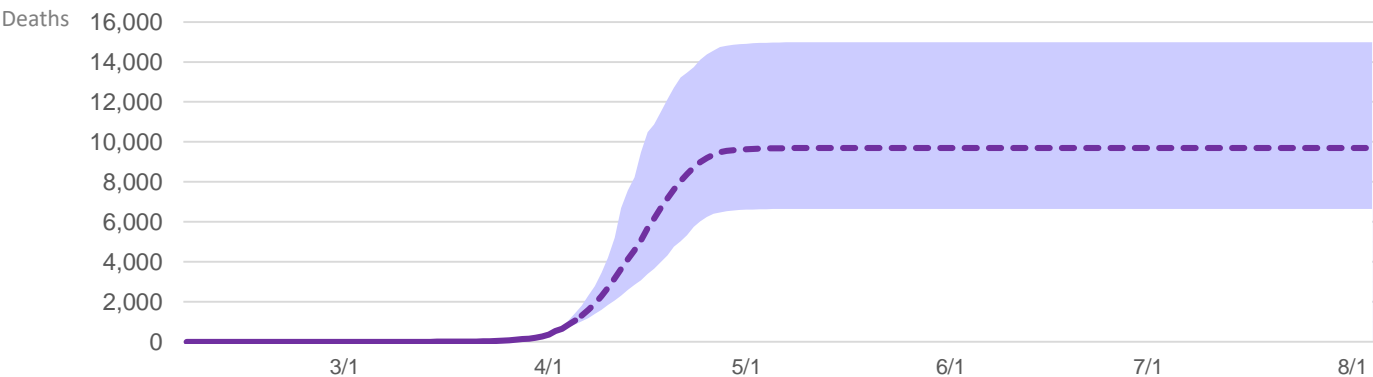
584
COVID-19 deaths
Projected on
Apr 16, 2020



Projected total deaths

9,690
Cumulative COVID-19
deaths

PROJECTED THROUGH
August 4, 2020



Source: Institute for Health Metrics and Evaluation (IHME). COVID-19 Projections. Seattle, WA: IHME, University of Washington, 2020. Available from <https://covid19.healthdata.org/projections> (Accessed March 30, 2020)

Projection

Projection 95%
Uncertainty Interval

COVID-19 STATE DATASHEET

New Mexico COVID-19 Data
Overview of Projections

Updated 04/05/2020 23:00 Pacific Time

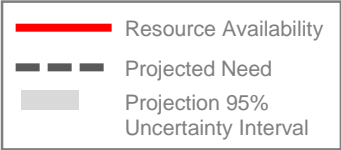
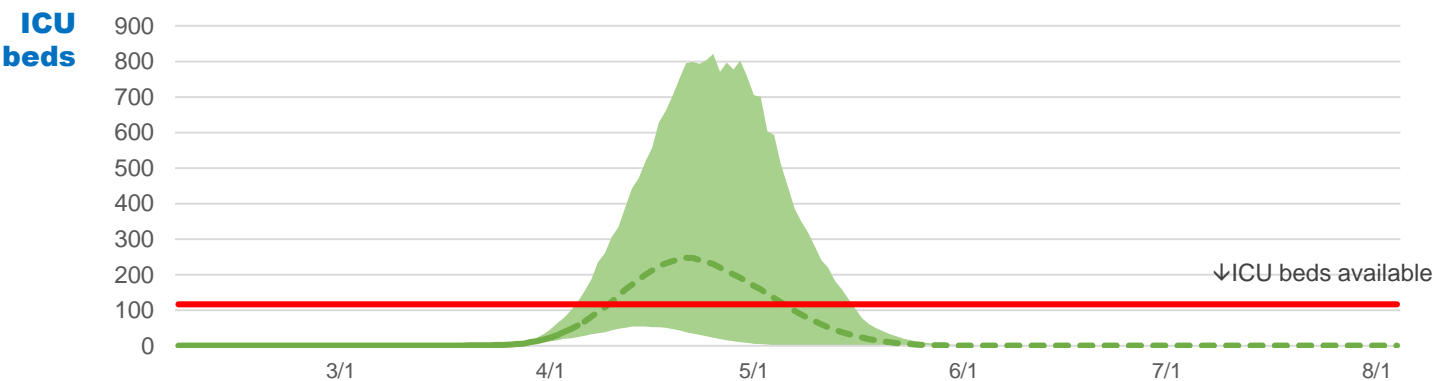
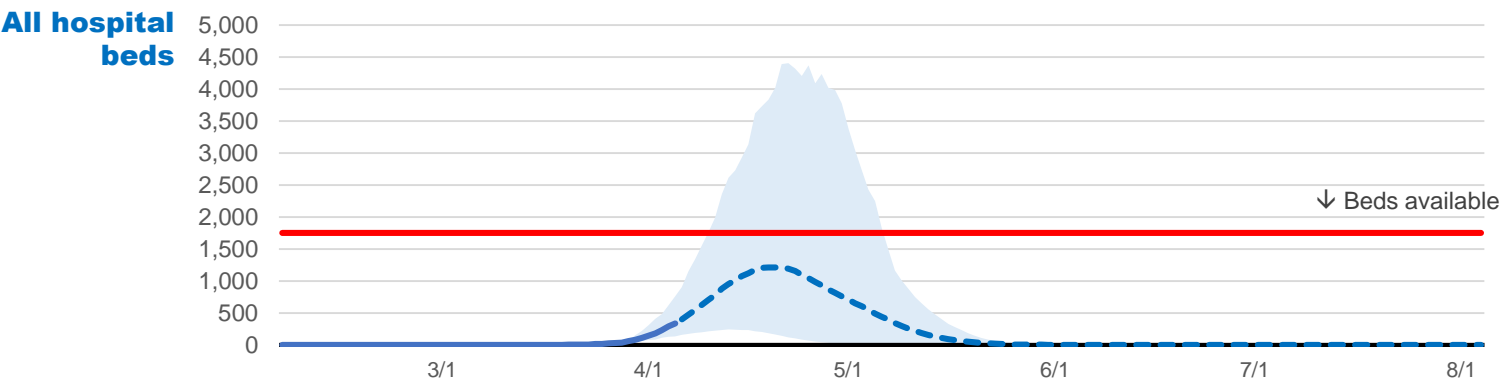
Assumes the continuation of strong social distancing measures and other protective measures

DATE OF PEAK RESOURCE USE	PEAK COVID-19 DEATHS PER DAY	CUMULATIVE COVID-19 DEATHS ON AUG. 4, 2020
4/21/2020	27	603

RESOURCES NEEDED FOR COVID PATIENTS ON PEAK DATE		
All beds needed	All beds available	Bed Shortage
1,218 beds	1,752 beds	0 beds
ICU beds needed	ICU beds available	ICU Bed Shortage
247 beds	117 beds	130 beds
Invasive ventilators needed		
210		

COVID-19 STATE DATASHEET

New Mexico COVID-19 Data
Projected hospital resource use



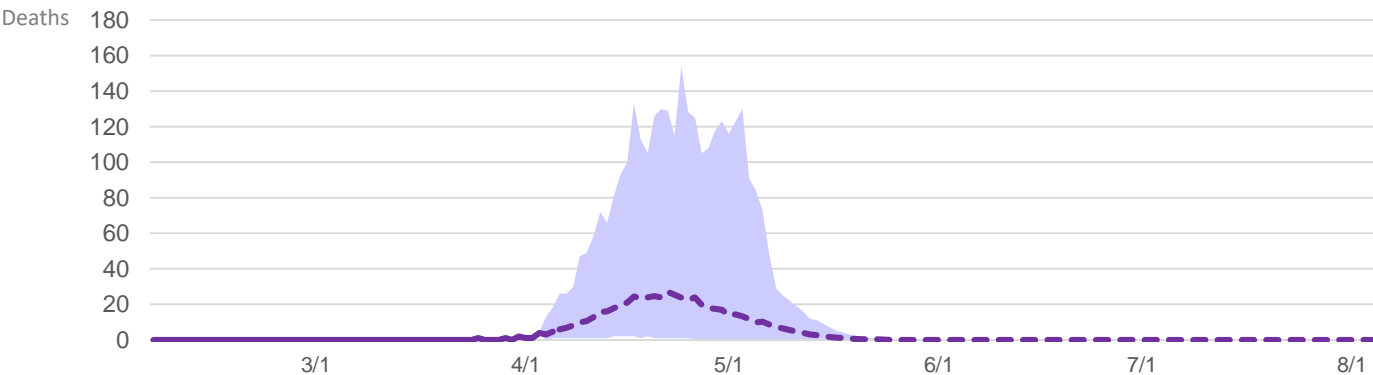
Source: Institute for Health Metrics and Evaluation (IHME). **COVID-19 Projections**. Seattle, WA: IHME, University of Washington, 2020. Available from <https://covid19.healthdata.org/projections> (Accessed March 30, 2020)

COVID-19 STATE DATASHEET

New Mexico COVID-19 Data

Projected deaths per day

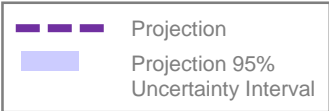
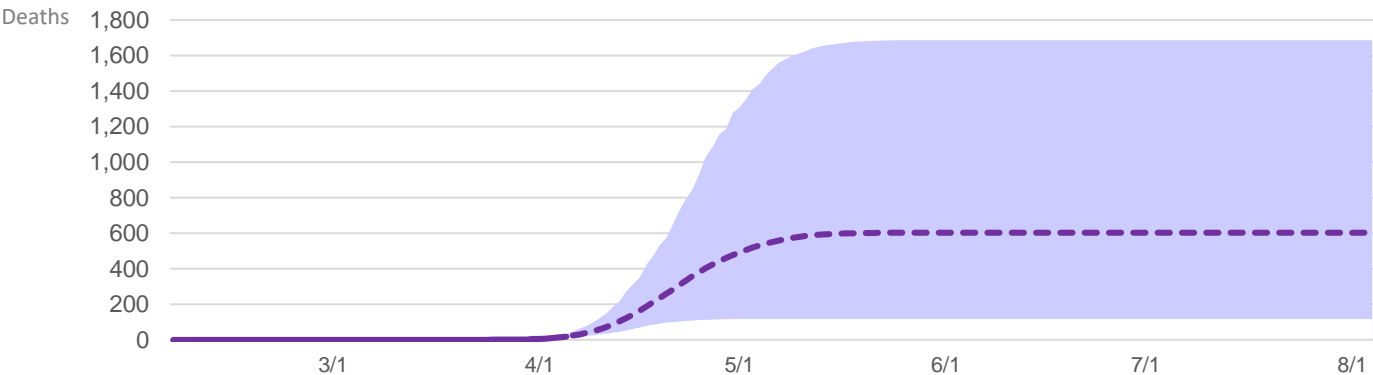
27
COVID-19 deaths
Projected on
Apr 22, 2020



Projected total deaths

603
Cumulative COVID-19
deaths

PROJECTED THROUGH
August 4, 2020



Source: Institute for Health Metrics and Evaluation (IHME). COVID-19 Projections. Seattle, WA: IHME, University of Washington, 2020. Available from <https://covid19.healthdata.org/projections> (Accessed March 30, 2020)

COVID-19 STATE DATASHEET

New York COVID-19 Data
Overview of Projections

Updated 04/05/2020 23:00 Pacific Time

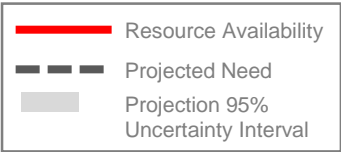
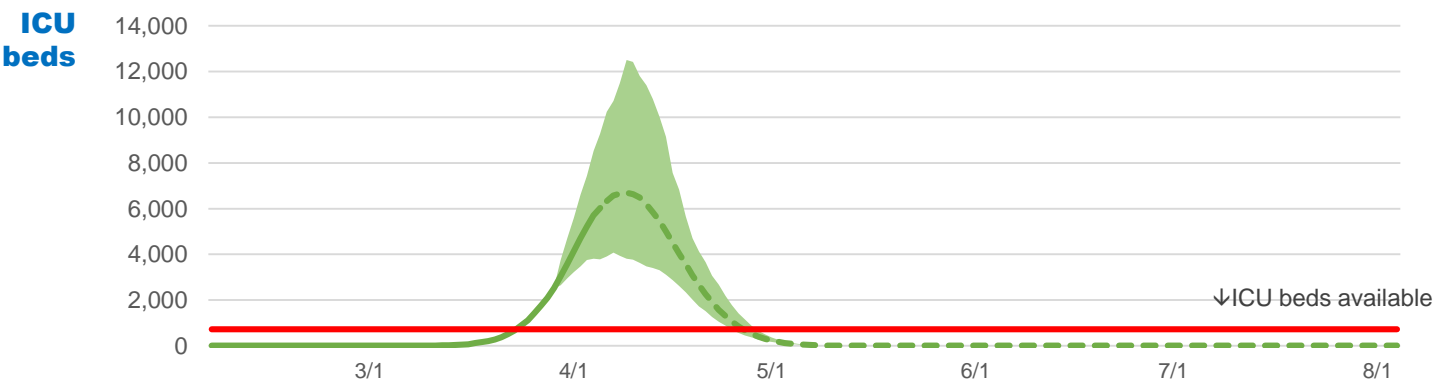
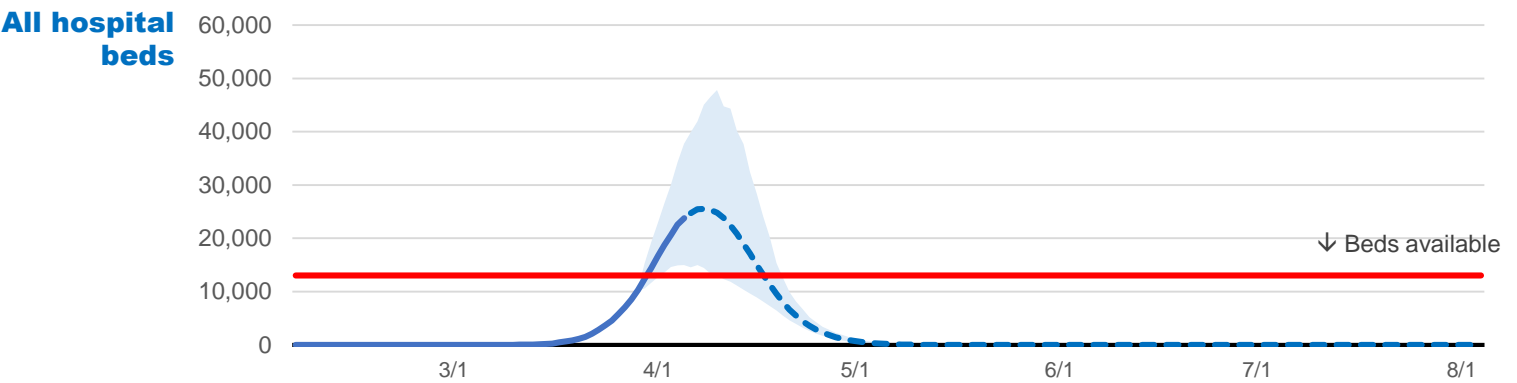
Assumes the continuation of strong social distancing measures and other protective measures

DATE OF PEAK RESOURCE USE	PEAK COVID-19 DEATHS PER DAY	CUMULATIVE COVID-19 DEATHS ON AUG. 4, 2020
4/8/2020	878	15,618

RESOURCES NEEDED FOR COVID PATIENTS ON PEAK DATE		
All beds needed	All beds available	Bed Shortage
25,486 beds	13,010 beds	12,476 beds
ICU beds needed	ICU beds available	ICU Bed Shortage
6,664 beds	718 beds	5,946 beds
Invasive ventilators needed		
5,664		

COVID-19 STATE DATASHEET

New York COVID-19 Data
Projected hospital resource use



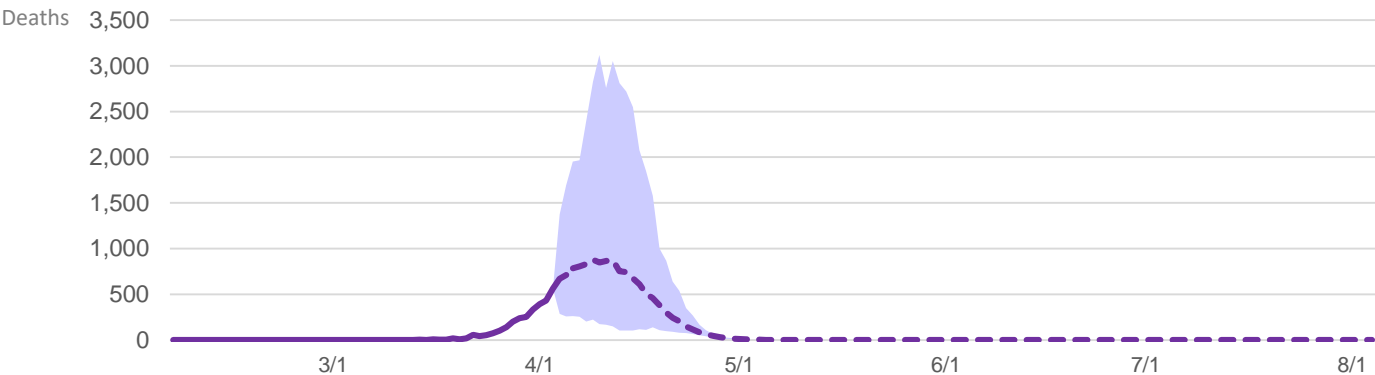
Source: Institute for Health Metrics and Evaluation (IHME). COVID-19 Projections. Seattle, WA: IHME, University of Washington, 2020. Available from <https://covid19.healthdata.org/projections> (Accessed March 30, 2020)

COVID-19 STATE DATASHEET

New York COVID-19 Data

Projected deaths per day

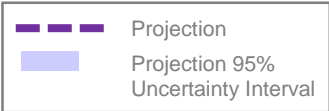
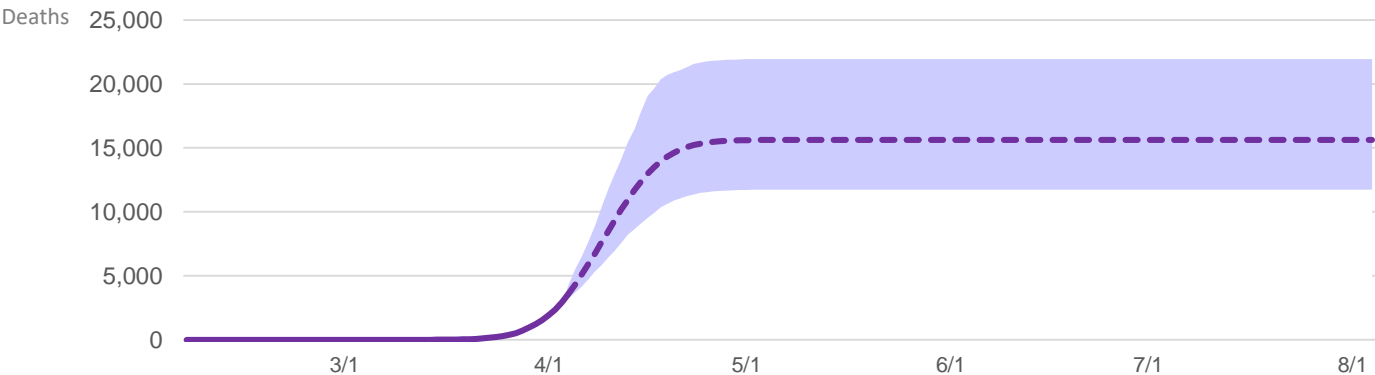
878
COVID-19 deaths
Projected on
Apr 9, 2020



Projected total deaths

15,618
Cumulative COVID-19
deaths

PROJECTED THROUGH
August 4, 2020



Source: Institute for Health Metrics and Evaluation (IHME). COVID-19 Projections. Seattle, WA: IHME, University of Washington, 2020. Available from <https://covid19.healthdata.org/projections> (Accessed March 30, 2020)

COVID-19 STATE DATASHEET

North Carolina COVID-19 Data

Overview of Projections

Updated 04/05/2020 23:00 Pacific Time

Assumes the continuation of strong social distancing measures and other protective measures

DATE OF PEAK RESOURCE USE	PEAK COVID-19 DEATHS PER DAY	CUMULATIVE COVID-19 DEATHS ON AUG. 4, 2020
4/13/2020	30	496

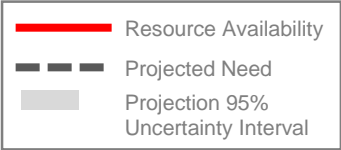
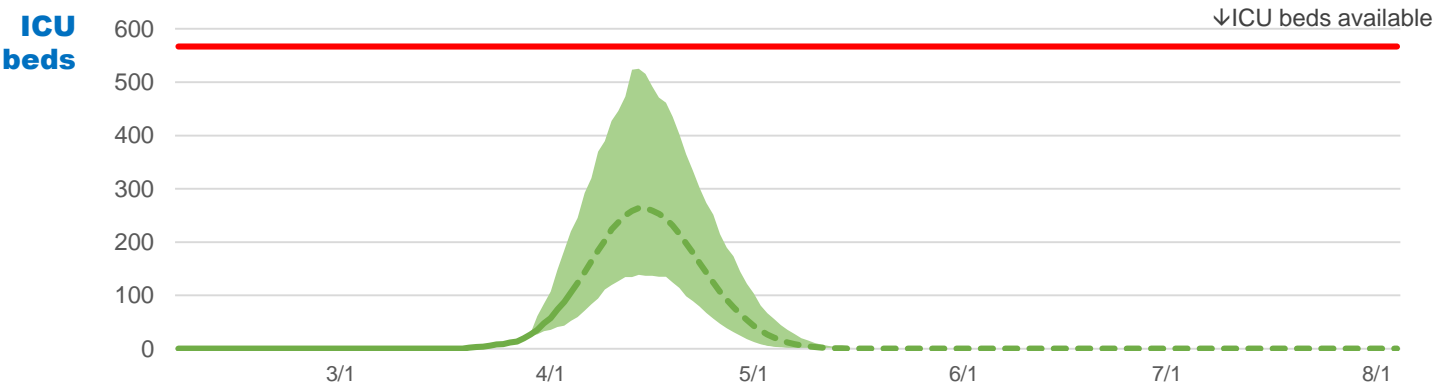
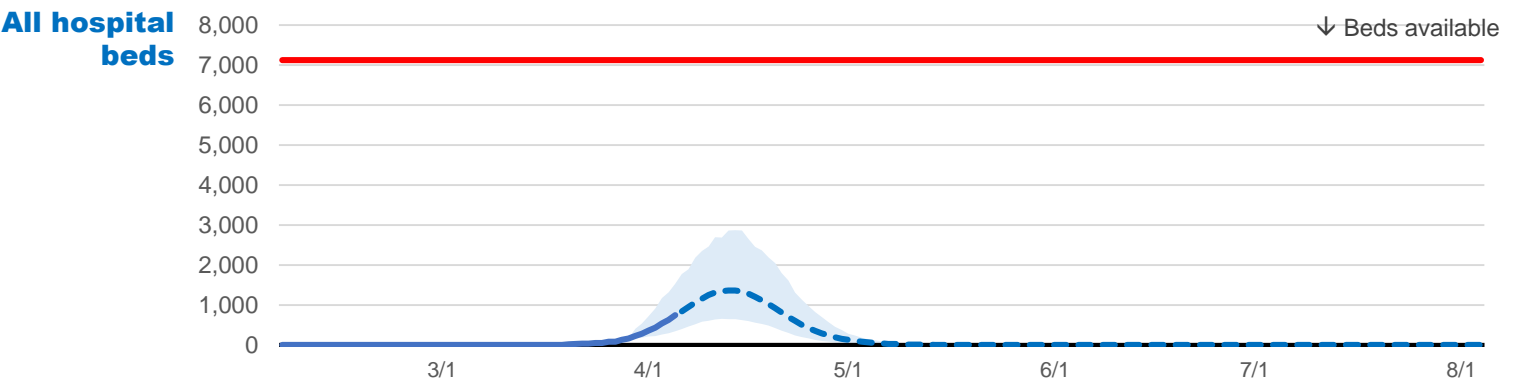
RESOURCES NEEDED FOR COVID PATIENTS ON PEAK DATE		
All beds needed	All beds available	Bed Shortage
1,361 beds	7,125 beds	0 beds
ICU beds needed	ICU beds available	ICU Bed Shortage
258 beds	567 beds	0 beds
Invasive ventilators needed		
219		

Source: Institute for Health Metrics and Evaluation (IHME). COVID-19 Projections. Seattle, WA: IHME, University of Washington, 2020. Available from <https://covid19.healthdata.org/projections> (Accessed March 30, 2020)

COVID-19 STATE DATASHEET

North Carolina COVID-19 Data

Projected hospital resource use



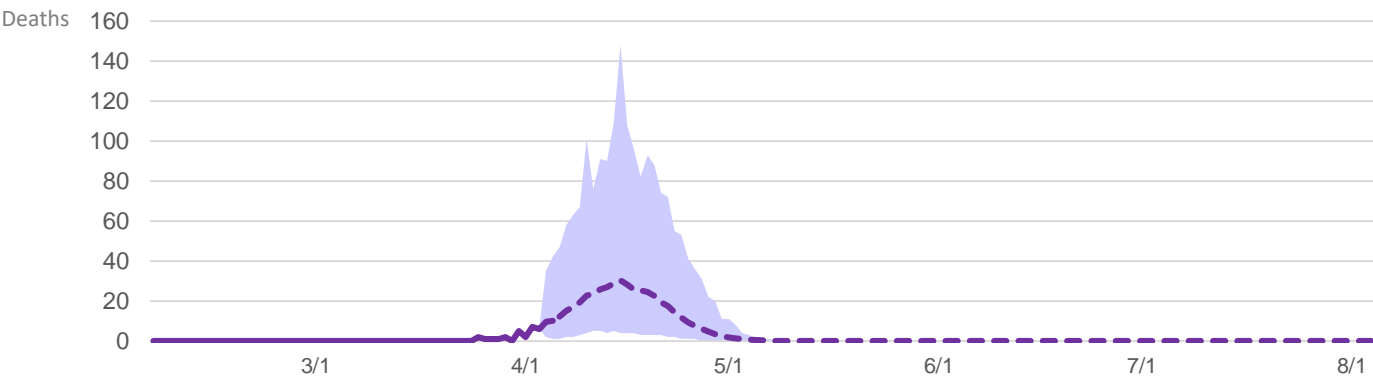
Source: Institute for Health Metrics and Evaluation (IHME). **COVID-19 Projections**. Seattle, WA: IHME, University of Washington, 2020. Available from <https://covid19.healthdata.org/projections> (Accessed March 30, 2020)

COVID-19 STATE DATASHEET

North Carolina COVID-19 Data

Projected deaths per day

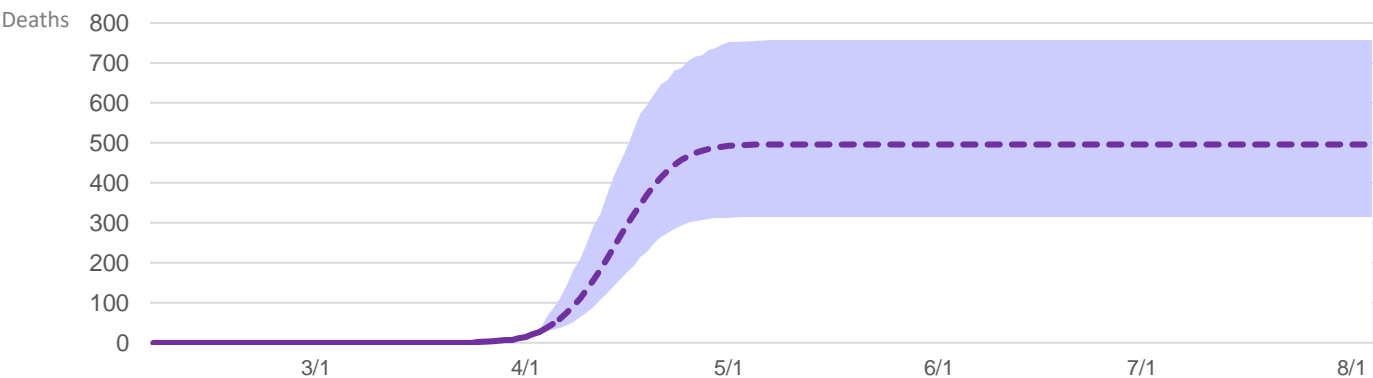
30
COVID-19 deaths
Projected on
Apr 15, 2020



Projected total deaths

496
Cumulative COVID-19
deaths

PROJECTED THROUGH
August 4, 2020



Source: Institute for Health Metrics and Evaluation (IHME). COVID-19 Projections. Seattle, WA: IHME, University of Washington, 2020. Available from <https://covid19.healthdata.org/projections> (Accessed March 30, 2020)

Projection

Projection 95%
Uncertainty Interval

COVID-19 STATE DATASHEET

North Dakota COVID-19 Data

Overview of Projections

Updated 04/05/2020 23:00 Pacific Time

Assumes the continuation of strong social distancing measures and other protective measures

DATE OF PEAK
RESOURCE USE

4/17/2020

PEAK COVID-19
DEATHS PER DAY

22

CUMULATIVE
COVID-19 DEATHS
ON AUG. 4, 2020

677

RESOURCES NEEDED FOR COVID PATIENTS ON PEAK DATE

All beds needed

928 beds

All beds available

1,545 beds

Bed Shortage

0 beds

ICU beds needed

188 beds

ICU beds available

86 beds

ICU Bed Shortage

102 beds

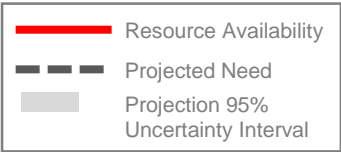
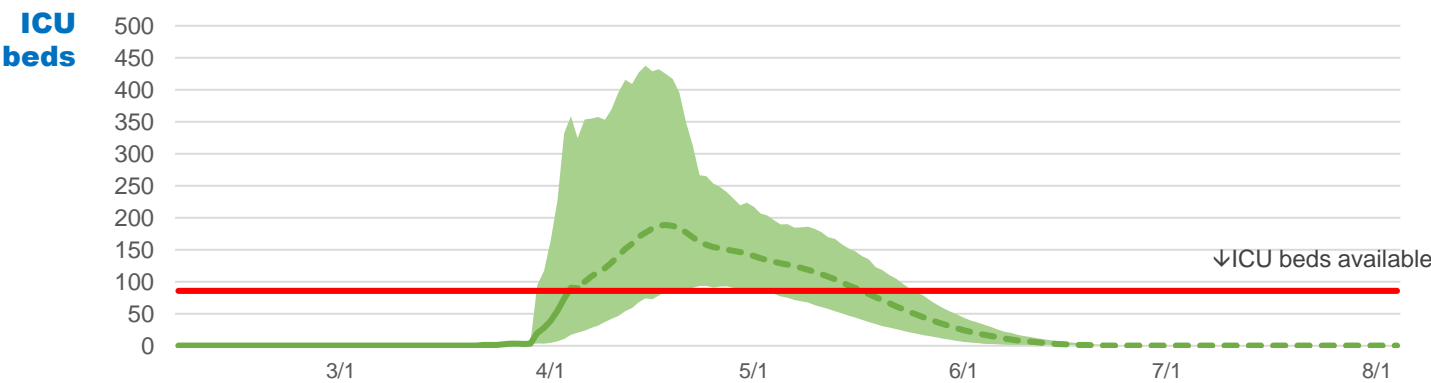
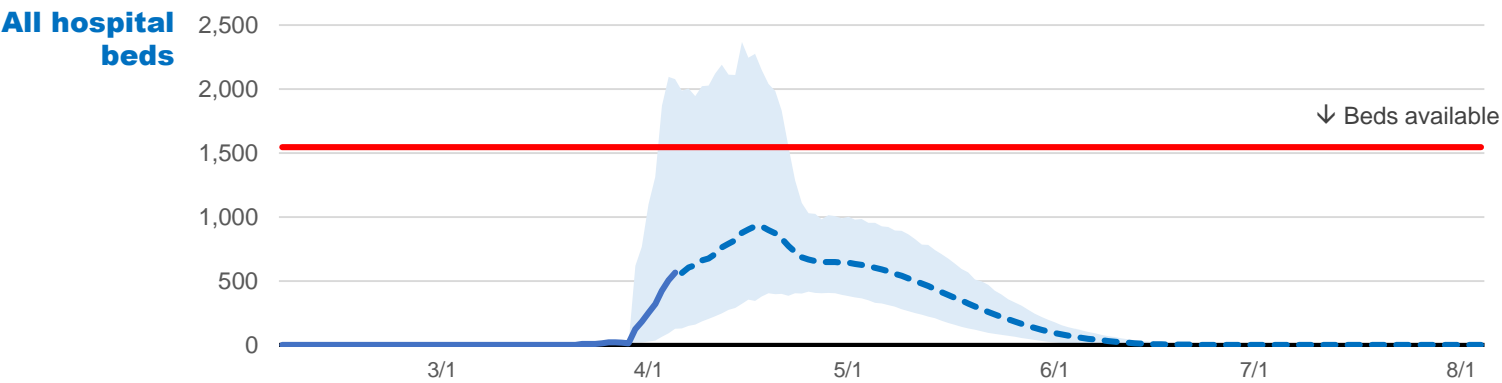
Invasive ventilators needed

160

COVID-19 STATE DATASHEET

North Dakota COVID-19 Data

Projected hospital resource use



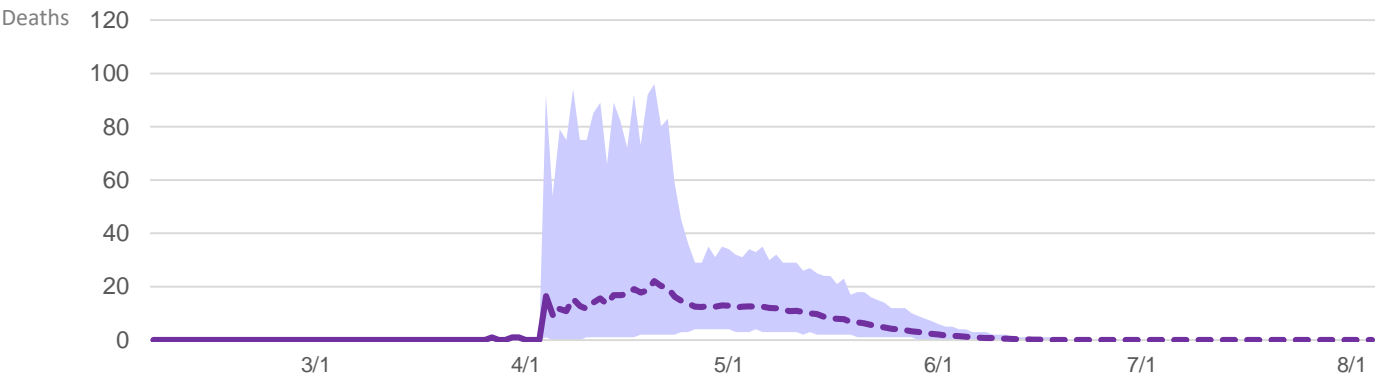
Source: Institute for Health Metrics and Evaluation (IHME). **COVID-19 Projections**. Seattle, WA: IHME, University of Washington, 2020. Available from <https://covid19.healthdata.org/projections> (Accessed March 30, 2020)

COVID-19 STATE DATASHEET

North Dakota COVID-19 Data

Projected deaths per day

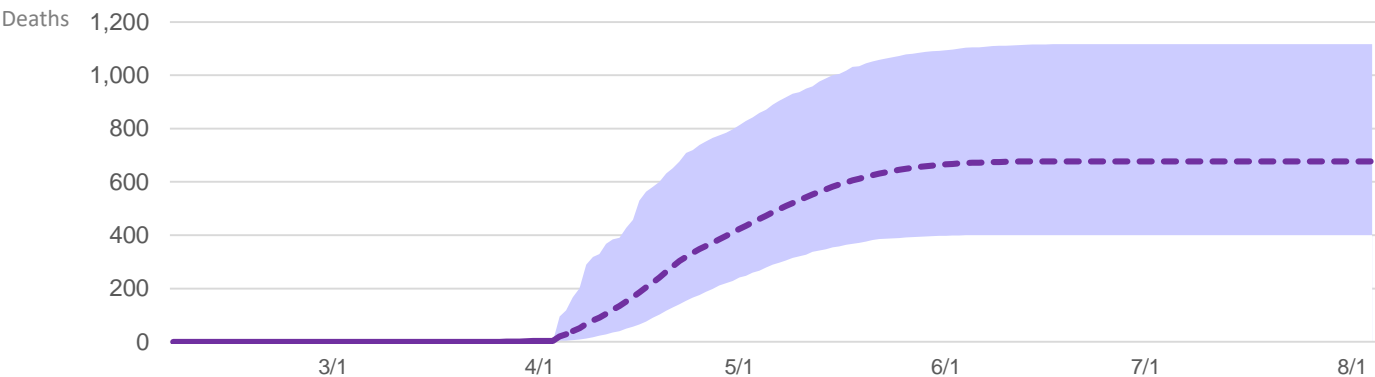
22
COVID-19 deaths
Projected on
Apr 20, 2020



Projected total deaths

677
Cumulative COVID-19
deaths

PROJECTED THROUGH
August 4, 2020



Source: Institute for Health Metrics and Evaluation (IHME). COVID-19 Projections. Seattle, WA: IHME, University of Washington, 2020. Available from <https://covid19.healthdata.org/projections> (Accessed March 30, 2020)

COVID-19 STATE DATASHEET

Ohio COVID-19 Data
Overview of Projections

Updated 04/05/2020 23:00 Pacific Time

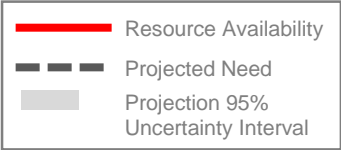
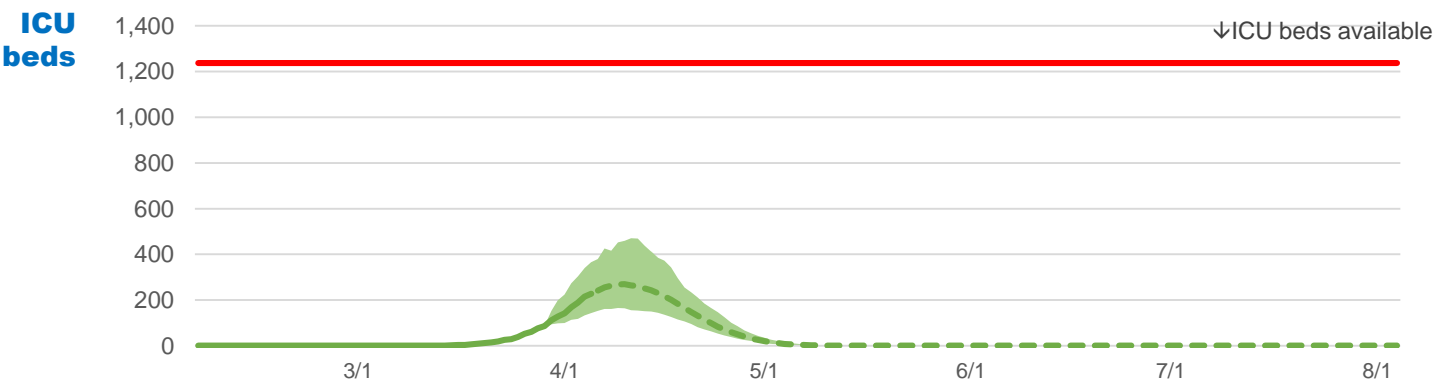
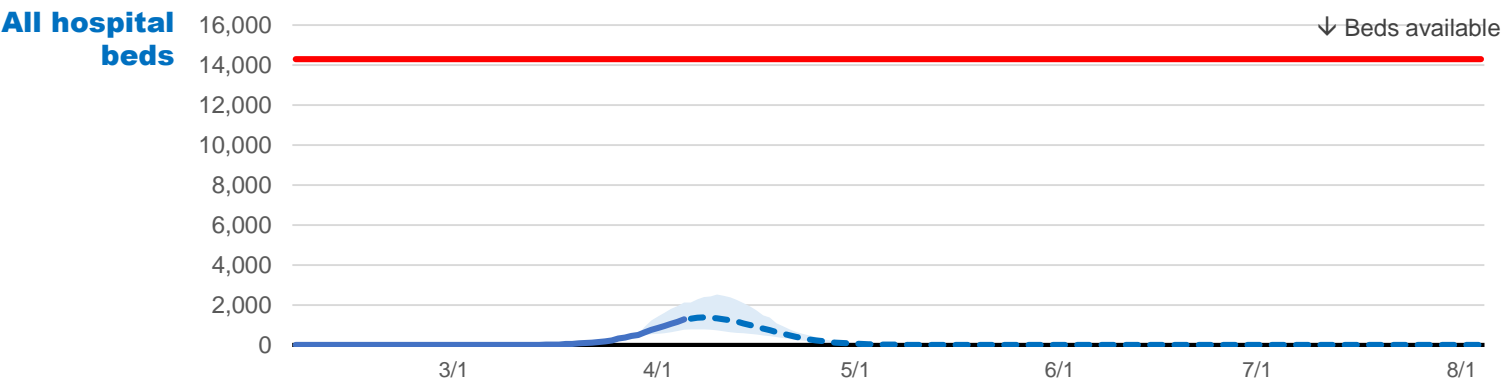
Assumes the continuation of strong social distancing measures and other protective measures

DATE OF PEAK RESOURCE USE	PEAK COVID-19 DEATHS PER DAY	CUMULATIVE COVID-19 DEATHS ON AUG. 4, 2020
4/8/2020	29	544

RESOURCES NEEDED FOR COVID PATIENTS ON PEAK DATE		
All beds needed	All beds available	Bed Shortage
1,372 beds	14,290 beds	0 beds
ICU beds needed	ICU beds available	ICU Bed Shortage
262 beds	1,238 beds	0 beds
Invasive ventilators needed		
223		

COVID-19 STATE DATASHEET

Ohio COVID-19 Data
Projected hospital resource use



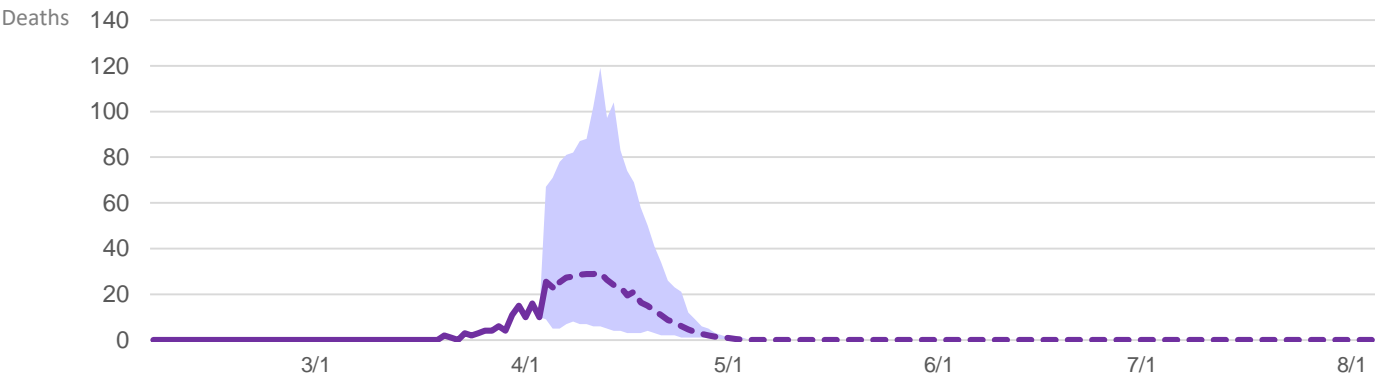
Source: Institute for Health Metrics and Evaluation (IHME). COVID-19 Projections. Seattle, WA: IHME, University of Washington, 2020. Available from <https://covid19.healthdata.org/projections> (Accessed March 30, 2020)

COVID-19 STATE DATASHEET

Ohio COVID-19 Data

Projected deaths per day

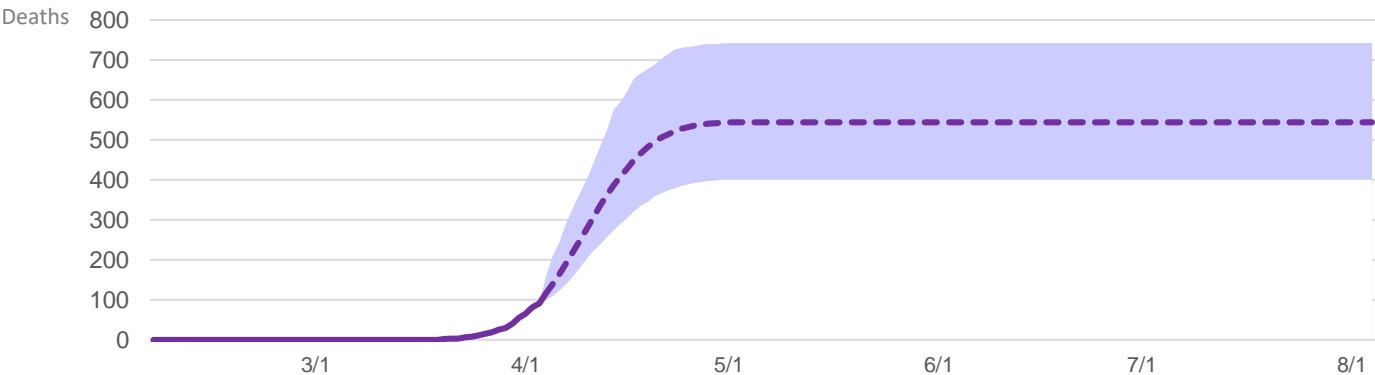
29
COVID-19 deaths
Projected on
Apr 12, 2020



Projected total deaths

544
Cumulative COVID-19
deaths

PROJECTED THROUGH
August 4, 2020



Source: Institute for Health Metrics and Evaluation (IHME). COVID-19 Projections. Seattle, WA: IHME, University of Washington, 2020. Available from <https://covid19.healthdata.org/projections> (Accessed March 30, 2020)

Projection

Projection 95%
Uncertainty Interval

COVID-19 STATE DATASHEET

Oklahoma COVID-19 Data
Overview of Projections

Updated 04/05/2020 23:00 Pacific Time

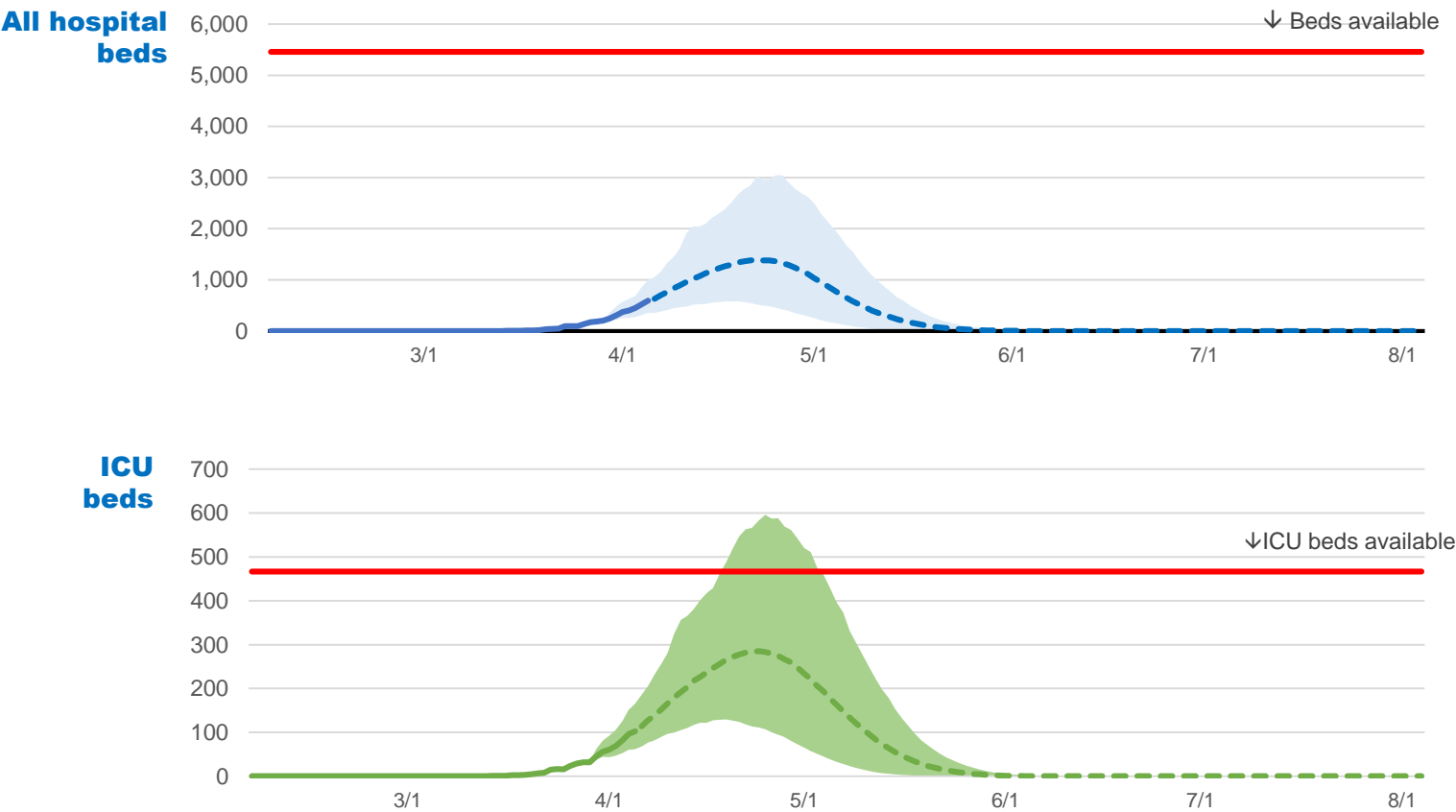
Assumes the continuation of strong social distancing measures and other protective measures

DATE OF PEAK RESOURCE USE	PEAK COVID-19 DEATHS PER DAY	CUMULATIVE COVID-19 DEATHS ON AUG. 4, 2020
4/22/2020	29	813

RESOURCES NEEDED FOR COVID PATIENTS ON PEAK DATE		
All beds needed	All beds available	Bed Shortage
1,391 beds	5,457 beds	0 beds
ICU beds needed	ICU beds available	ICU Bed Shortage
282 beds	467 beds	0 beds
Invasive ventilators needed		
240		

COVID-19 STATE DATASHEET

Oklahoma COVID-19 Data
Projected hospital resource use



Source: Institute for Health Metrics and Evaluation (IHME). COVID-19 Projections. Seattle, WA: IHME, University of Washington, 2020. Available from <https://covid19.healthdata.org/projections> (Accessed March 30, 2020)

Resource Availability

Projected Need

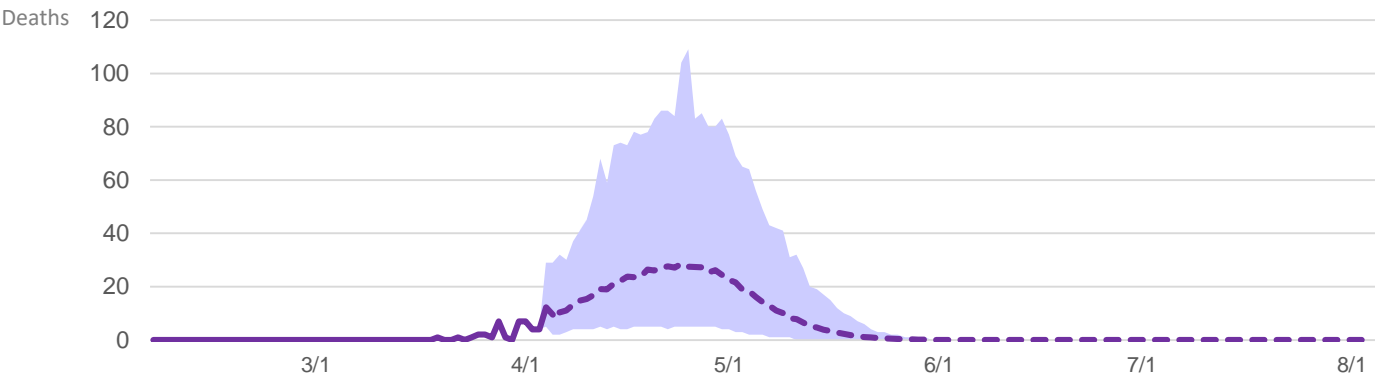
Projection 95% Uncertainty Interval

COVID-19 STATE DATASHEET

Oklahoma COVID-19 Data

Projected deaths per day

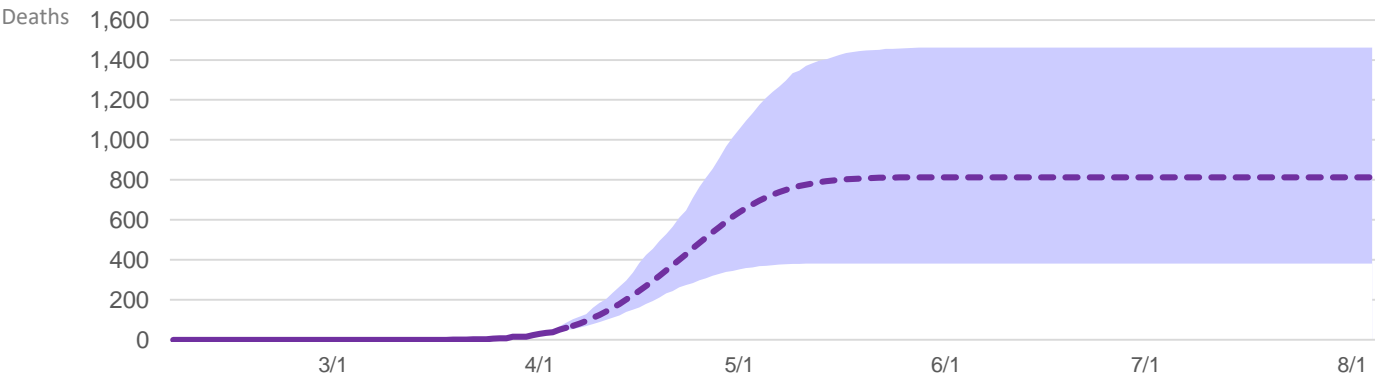
29
COVID-19 deaths
Projected on
Apr 24, 2020



Projected total deaths

813
Cumulative COVID-19
deaths

PROJECTED THROUGH
August 4, 2020



Source: Institute for Health Metrics and Evaluation (IHME). COVID-19 Projections. Seattle, WA: IHME, University of Washington, 2020. Available from <https://covid19.healthdata.org/projections> (Accessed March 30, 2020)

Projection

Projection 95%
Uncertainty Interval

COVID-19 STATE DATASHEET

Oregon COVID-19 Data
Overview of Projections

Updated 04/05/2020 23:00 Pacific Time

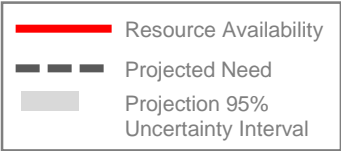
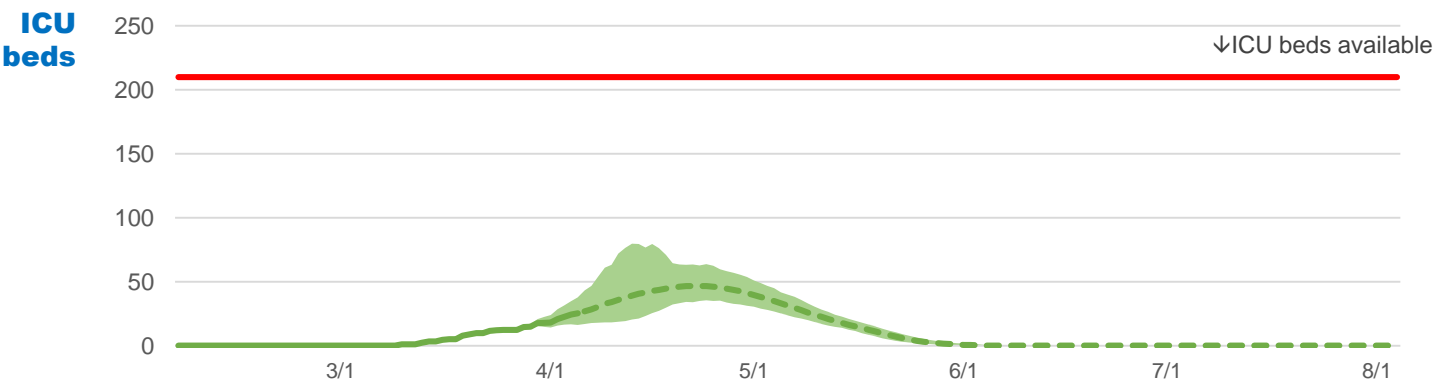
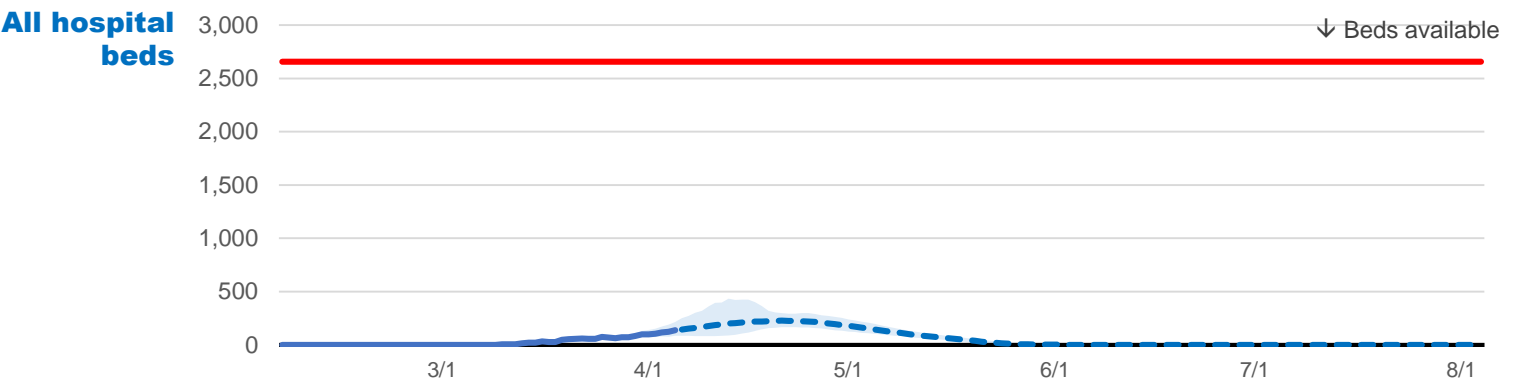
Assumes the continuation of strong social distancing measures and other protective measures

DATE OF PEAK RESOURCE USE	PEAK COVID-19 DEATHS PER DAY	CUMULATIVE COVID-19 DEATHS ON AUG. 4, 2020
4/21/2020	5	171

RESOURCES NEEDED FOR COVID PATIENTS ON PEAK DATE		
All beds needed	All beds available	Bed Shortage
227 beds	2,657 beds	0 beds
ICU beds needed	ICU beds available	ICU Bed Shortage
47 beds	210 beds	0 beds
Invasive ventilators needed		
40		

COVID-19 STATE DATASHEET

Oregon COVID-19 Data
Projected hospital resource use

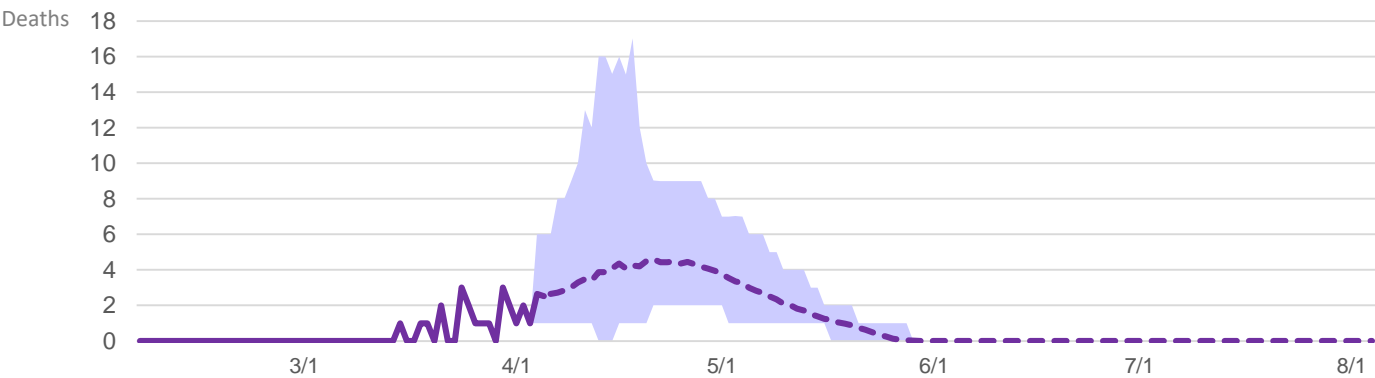


Source: Institute for Health Metrics and Evaluation (IHME). **COVID-19 Projections**. Seattle, WA: IHME, University of Washington, 2020. Available from <https://covid19.healthdata.org/projections> (Accessed March 30, 2020)

COVID-19 STATE DATASHEET

Oregon COVID-19 Data
Projected deaths per day

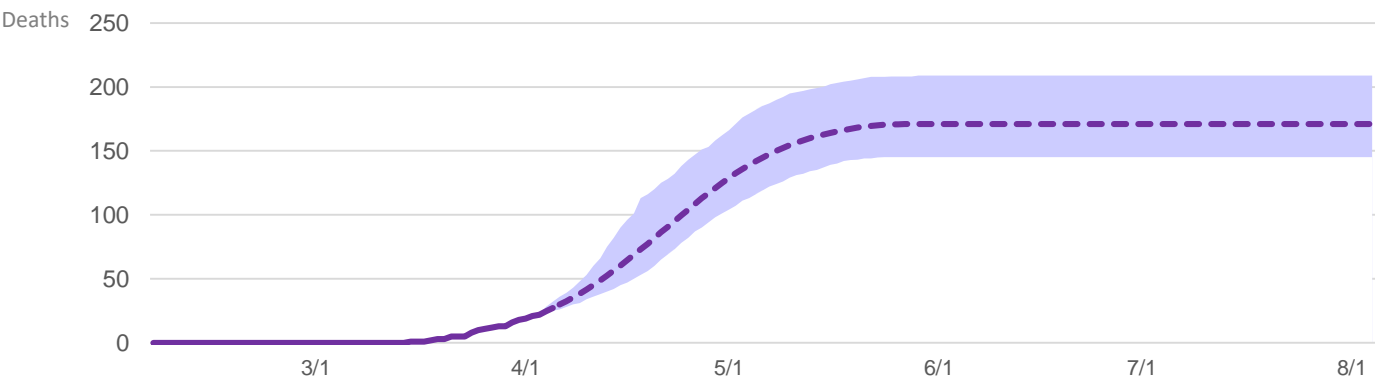
5
COVID-19 deaths
Projected on
Apr 21, 2020



Projected total deaths

171
Cumulative COVID-19
deaths

PROJECTED THROUGH
August 4, 2020



Source: Institute for Health Metrics and Evaluation (IHME). COVID-19 Projections. Seattle, WA: IHME, University of Washington, 2020. Available from <https://covid19.healthdata.org/projections> (Accessed March 30, 2020)

Projection

Projection 95% Uncertainty Interval

COVID-19 STATE DATASHEET

Pennsylvania COVID-19 Data
Overview of Projections

Updated 04/05/2020 23:00 Pacific Time

Assumes the continuation of strong social distancing measures and other protective measures

DATE OF PEAK
RESOURCE USE

4/11/2020

PEAK COVID-19
DEATHS PER DAY

32

CUMULATIVE
COVID-19 DEATHS
ON AUG. 4, 2020

782

RESOURCES NEEDED FOR COVID PATIENTS ON PEAK DATE

All beds needed

1,715 beds

All beds available

14,395 beds

Bed Shortage

0 beds

ICU beds needed

314 beds

ICU beds available

1,043 beds

ICU Bed Shortage

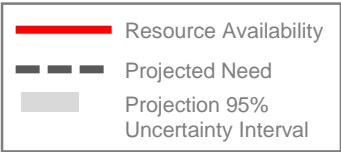
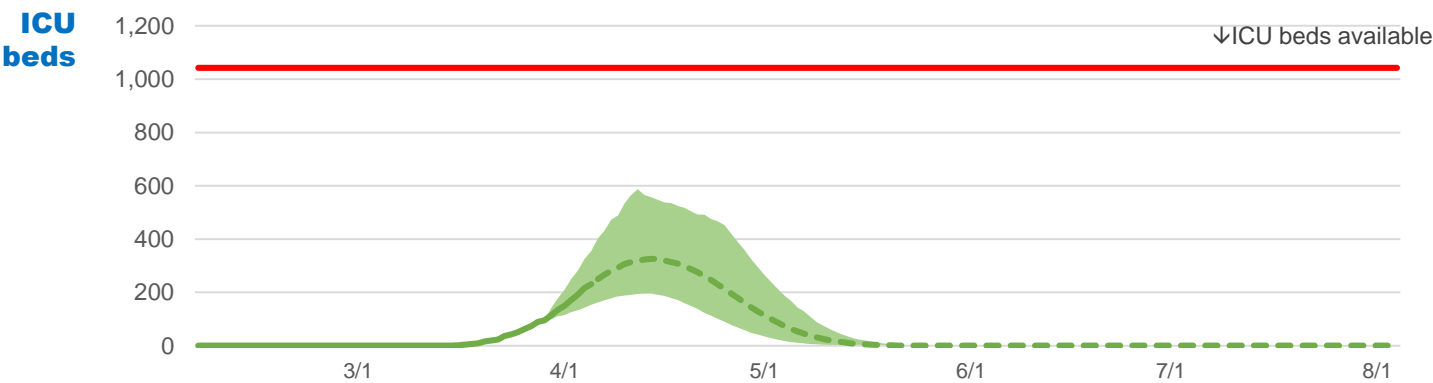
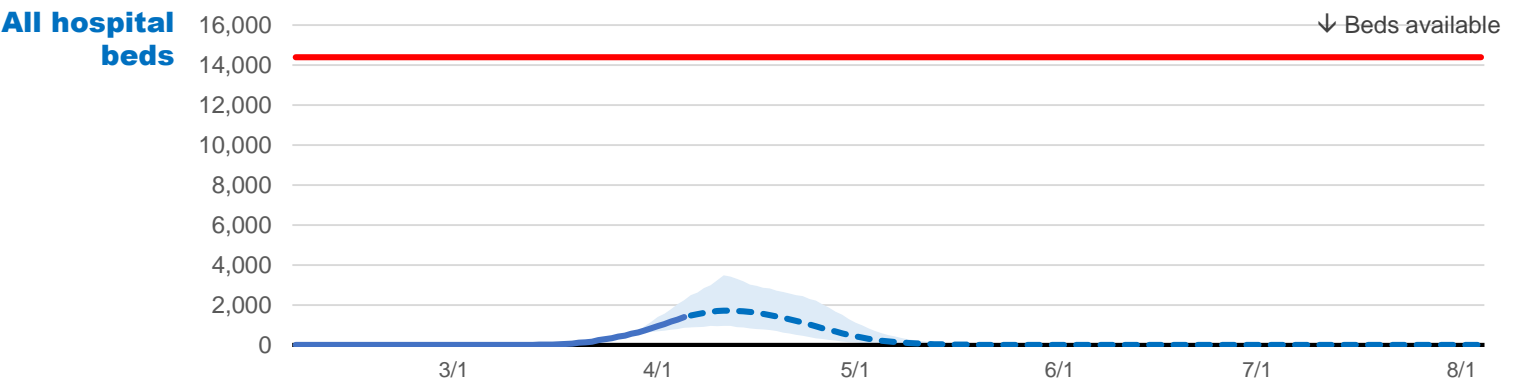
0 beds

Invasive ventilators needed

267

COVID-19 STATE DATASHEET

Pennsylvania COVID-19 Data
Projected hospital resource use



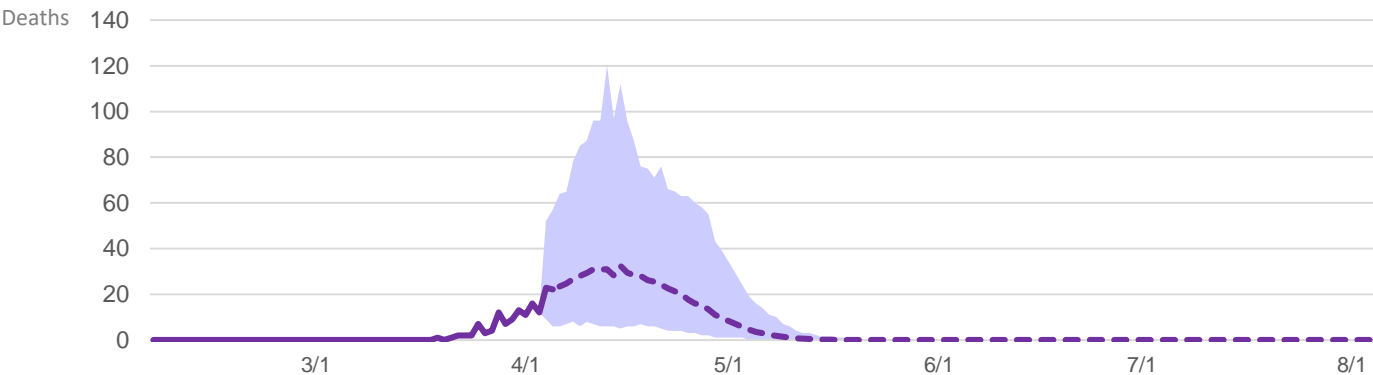
Source: Institute for Health Metrics and Evaluation (IHME). COVID-19 Projections. Seattle, WA: IHME, University of Washington, 2020. Available from <https://covid19.healthdata.org/projections> (Accessed March 30, 2020)

COVID-19 STATE DATASHEET

Pennsylvania COVID-19 Data

Projected deaths per day

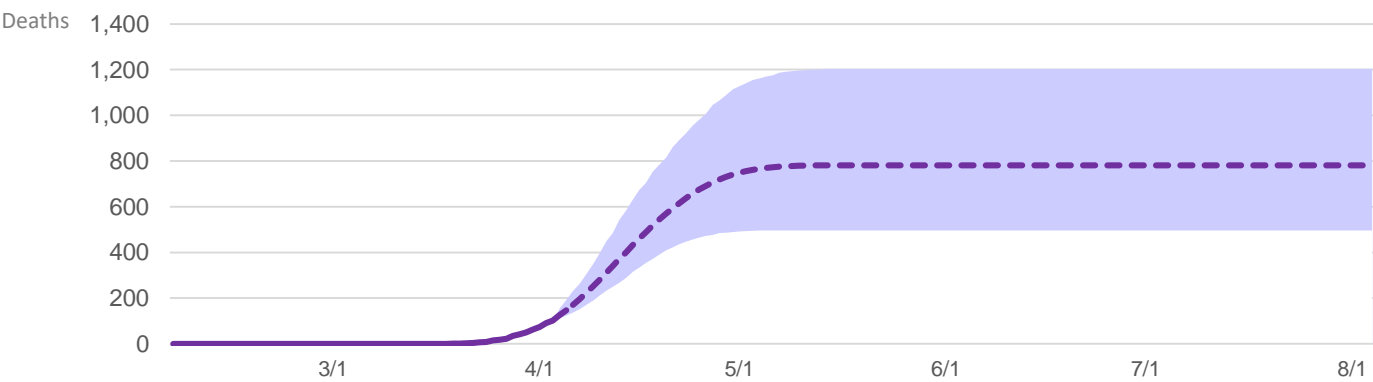
32
COVID-19 deaths
Projected on
Apr 15, 2020



Projected total deaths

782
Cumulative COVID-19
deaths

PROJECTED THROUGH
August 4, 2020



Source: Institute for Health Metrics and Evaluation (IHME). COVID-19 Projections. Seattle, WA: IHME, University of Washington, 2020. Available from <https://covid19.healthdata.org/projections> (Accessed March 30, 2020)

Projection

Projection 95%
Uncertainty Interval

COVID-19 STATE DATASHEET

Rhode Island COVID-19 Data

Overview of Projections

Updated 04/05/2020 23:00 Pacific Time

Assumes the continuation of strong social distancing measures and other protective measures

DATE OF PEAK
RESOURCE USE

PEAK COVID-19
DEATHS PER DAY

CUMULATIVE
COVID-19 DEATHS
ON AUG. 4, 2020

4/27/2020

40

966

RESOURCES NEEDED FOR COVID PATIENTS ON PEAK DATE

All beds needed

1,649 beds

All beds available

795 beds

Bed Shortage

854 beds

ICU beds needed

334 beds

ICU beds available

41 beds

ICU Bed Shortage

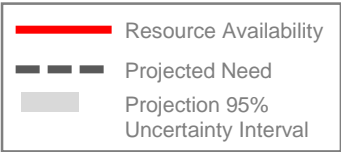
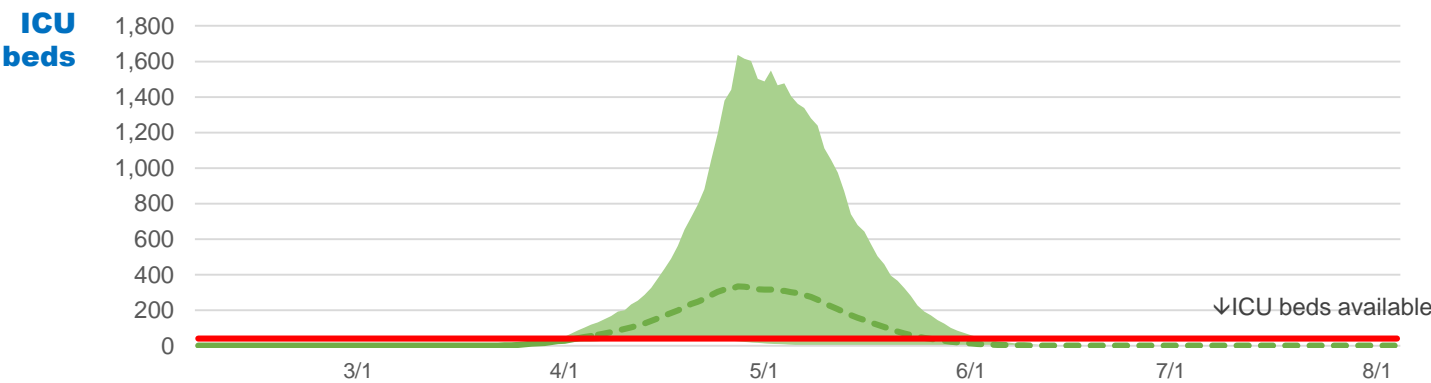
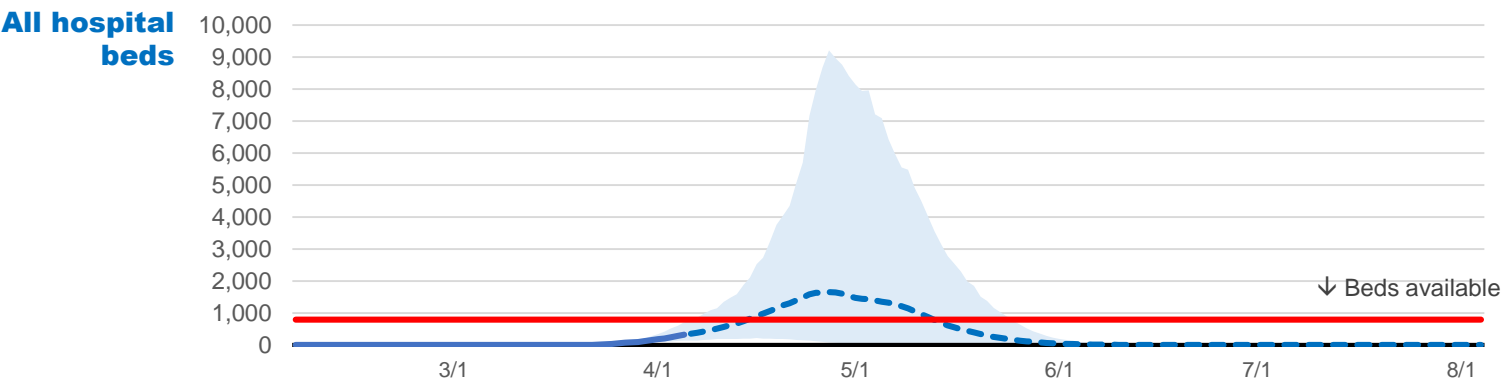
293 beds

Invasive ventilators needed

284

COVID-19 STATE DATASHEET

Rhode Island COVID-19 Data
Projected hospital resource use



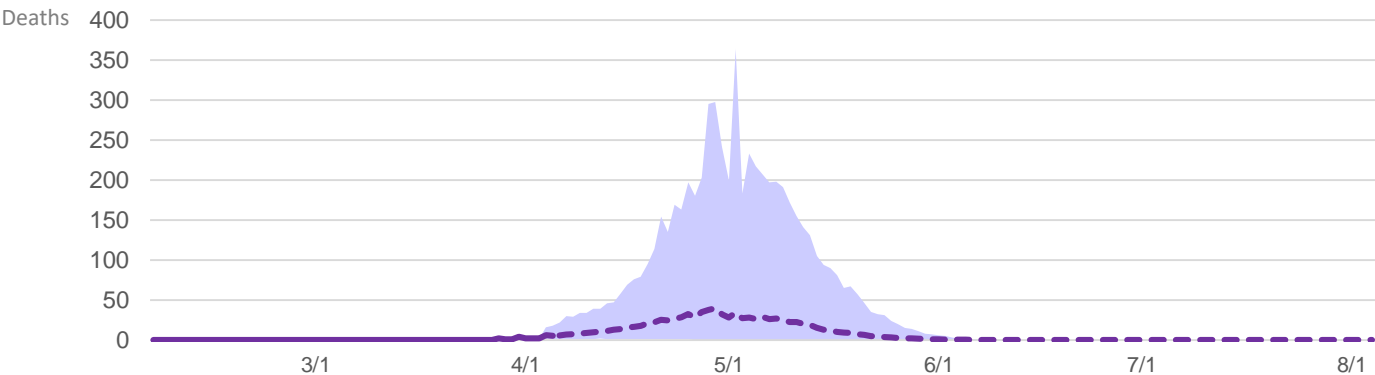
Source: Institute for Health Metrics and Evaluation (IHME). COVID-19 Projections. Seattle, WA: IHME, University of Washington, 2020. Available from <https://covid19.healthdata.org/projections> (Accessed March 30, 2020)

COVID-19 STATE DATASHEET

Rhode Island COVID-19 Data

Projected deaths per day

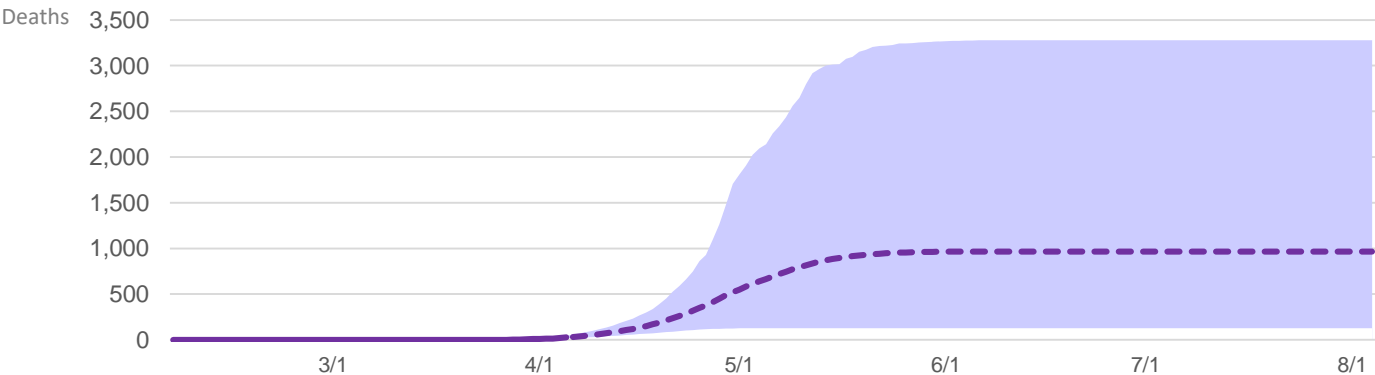
40
COVID-19 deaths
Projected on
Apr 29, 2020



Projected total deaths

966
Cumulative COVID-19
deaths

PROJECTED THROUGH
August 4, 2020



Source: Institute for Health Metrics and Evaluation (IHME). COVID-19 Projections. Seattle, WA: IHME, University of Washington, 2020. Available from <https://covid19.healthdata.org/projections> (Accessed March 30, 2020)

Projection

Projection 95%
Uncertainty Interval

COVID-19 STATE DATASHEET

South Carolina COVID-19 Data

Overview of Projections

Updated 04/05/2020 23:00 Pacific Time

Assumes the continuation of strong social distancing measures and other protective measures

DATE OF PEAK
RESOURCE USE

4/24/2020

PEAK COVID-19
DEATHS PER DAY

14

CUMULATIVE
COVID-19 DEATHS
ON AUG. 4, 2020

442

RESOURCES NEEDED FOR COVID PATIENTS ON PEAK DATE

All beds needed

692 beds

All beds available

4,679 beds

Bed Shortage

0 beds

ICU beds needed

140 beds

ICU beds available

404 beds

ICU Bed Shortage

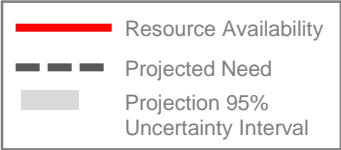
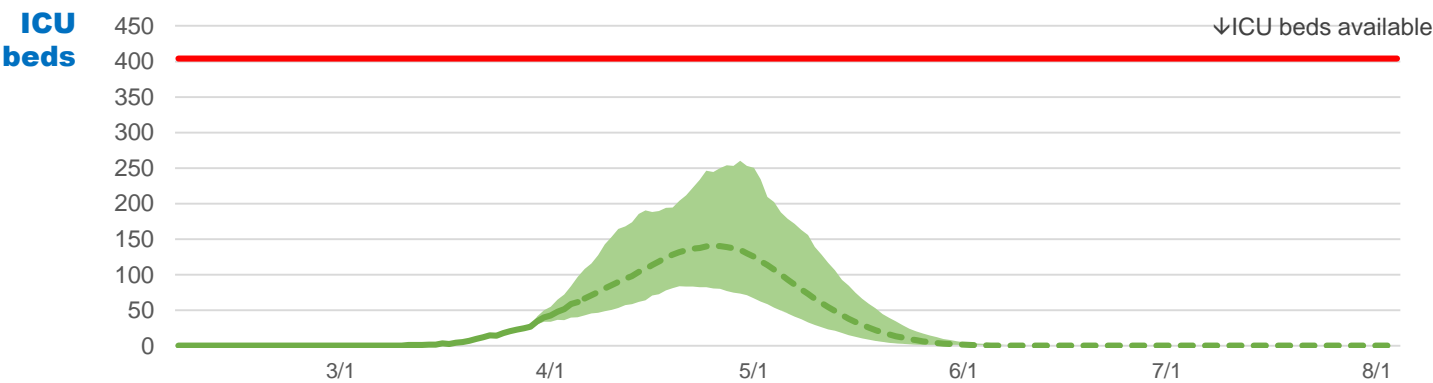
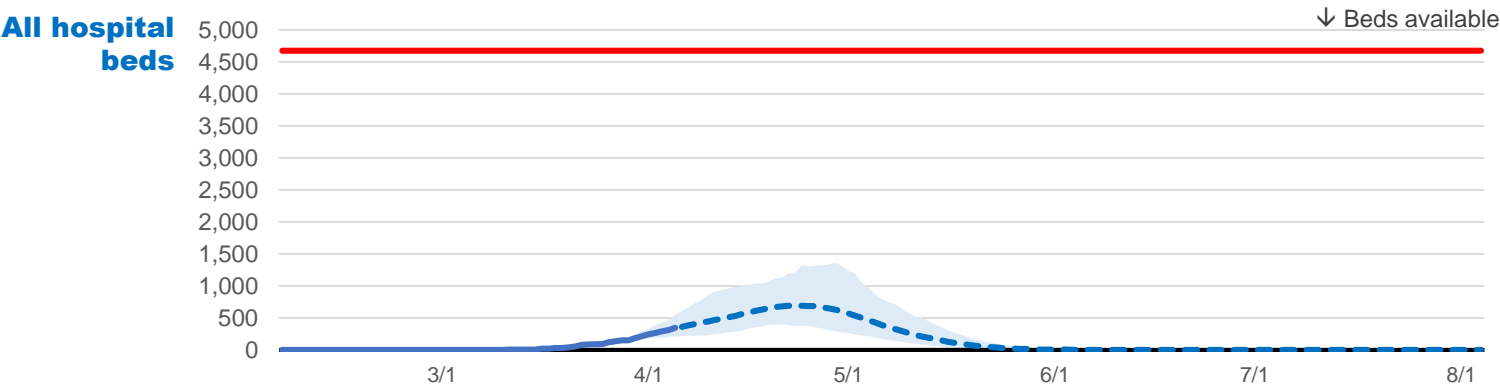
0 beds

Invasive ventilators needed

119

COVID-19 STATE DATASHEET

South Carolina COVID-19 Data
Projected hospital resource use



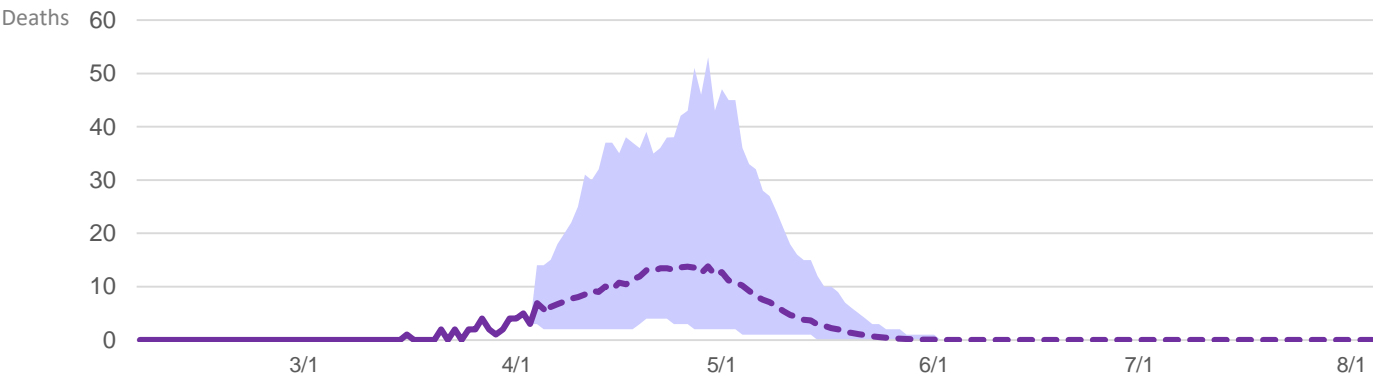
Source: Institute for Health Metrics and Evaluation (IHME). COVID-19 Projections. Seattle, WA: IHME, University of Washington, 2020. Available from <https://covid19.healthdata.org/projections> (Accessed March 30, 2020)

COVID-19 STATE DATASHEET

South Carolina COVID-19 Data

Projected deaths per day

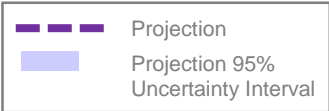
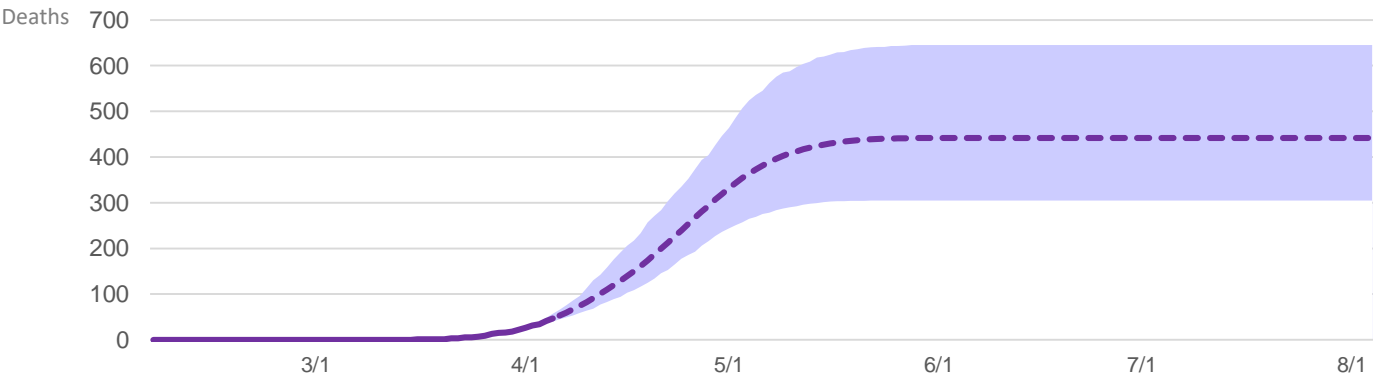
14
COVID-19 deaths
Projected on
Apr 29, 2020



Projected total deaths

442
Cumulative COVID-19
deaths

PROJECTED THROUGH
August 4, 2020



Source: Institute for Health Metrics and Evaluation (IHME). COVID-19 Projections. Seattle, WA: IHME, University of Washington, 2020. Available from <https://covid19.healthdata.org/projections> (Accessed March 30, 2020)

COVID-19 STATE DATASHEET

South Dakota COVID-19 Data
Overview of Projections

Updated 04/05/2020 23:00 Pacific Time

Assumes the continuation of strong social distancing measures and other protective measures

DATE OF PEAK
RESOURCE USE

4/25/2020

PEAK COVID-19
DEATHS PER DAY

9

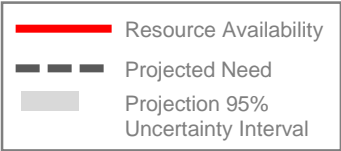
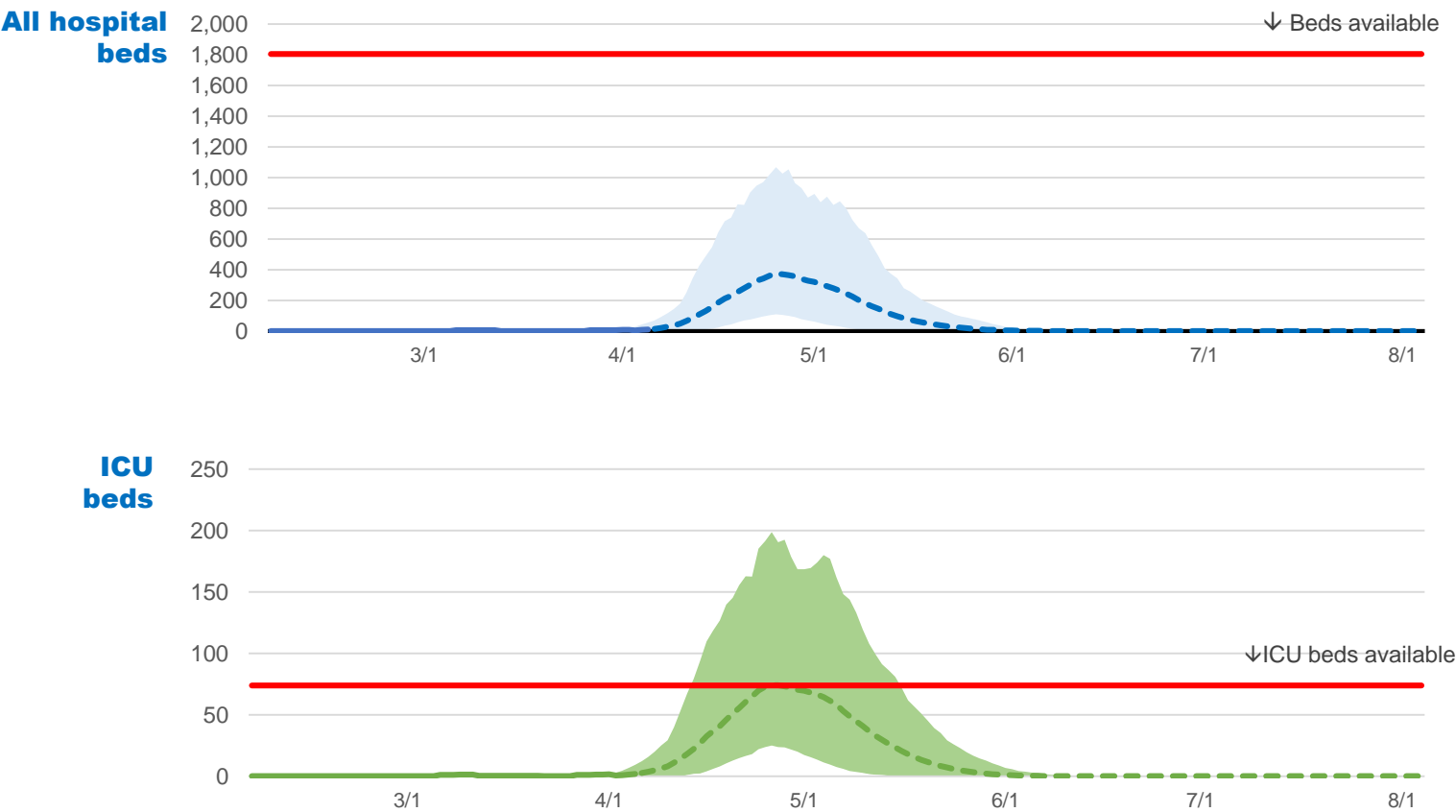
CUMULATIVE
COVID-19 DEATHS
ON AUG. 4, 2020

178

RESOURCES NEEDED FOR COVID PATIENTS ON PEAK DATE		
All beds needed	All beds available	Bed Shortage
374 beds	1,805 beds	0 beds
ICU beds needed	ICU beds available	ICU Bed Shortage
73 beds	74 beds	0 beds
Invasive ventilators needed		
62		

COVID-19 STATE DATASHEET

South Dakota COVID-19 Data
Projected hospital resource use



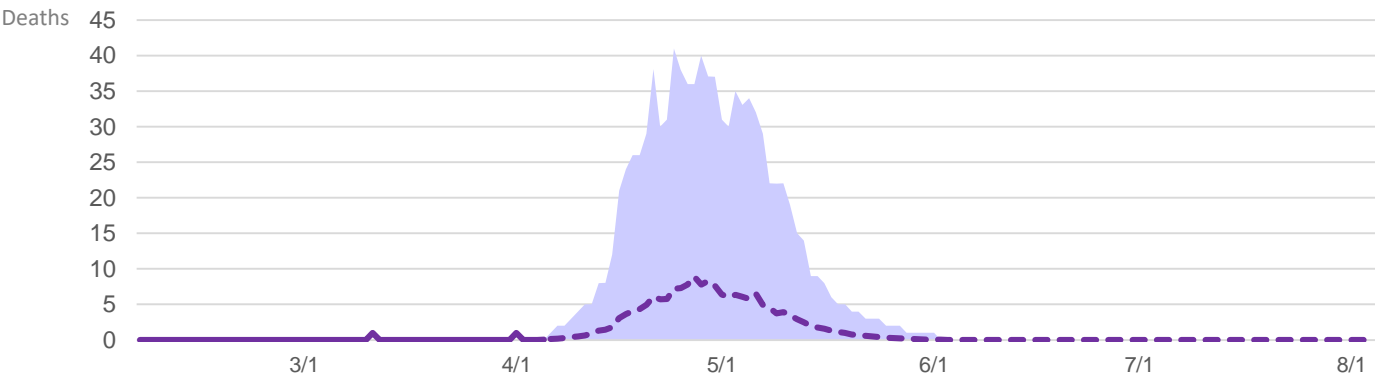
Source: Institute for Health Metrics and Evaluation (IHME). COVID-19 Projections. Seattle, WA: IHME, University of Washington, 2020. Available from <https://covid19.healthdata.org/projections> (Accessed March 30, 2020)

COVID-19 STATE DATASHEET

South Dakota COVID-19 Data

Projected deaths per day

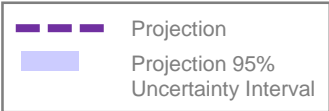
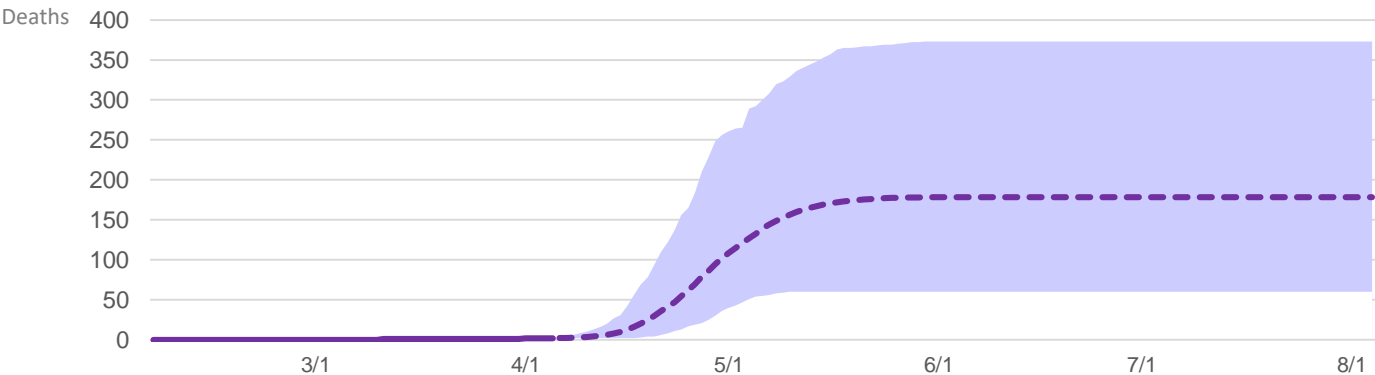
9
COVID-19 deaths
Projected on
Apr 27, 2020



Projected total deaths

178
Cumulative COVID-19
deaths

PROJECTED THROUGH
August 4, 2020



Source: Institute for Health Metrics and Evaluation (IHME). COVID-19 Projections. Seattle, WA: IHME, University of Washington, 2020. Available from <https://covid19.healthdata.org/projections> (Accessed March 30, 2020)

COVID-19 STATE DATASHEET

Tennessee COVID-19 Data
Overview of Projections

Updated 04/05/2020 23:00 Pacific Time

Assumes the continuation of strong social distancing measures and other protective measures

DATE OF PEAK
RESOURCE USE

PEAK COVID-19
DEATHS PER DAY

CUMULATIVE
COVID-19 DEATHS
ON AUG. 4, 2020

4/15/2020

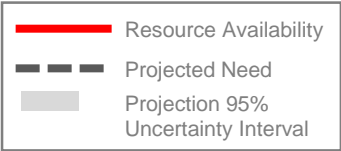
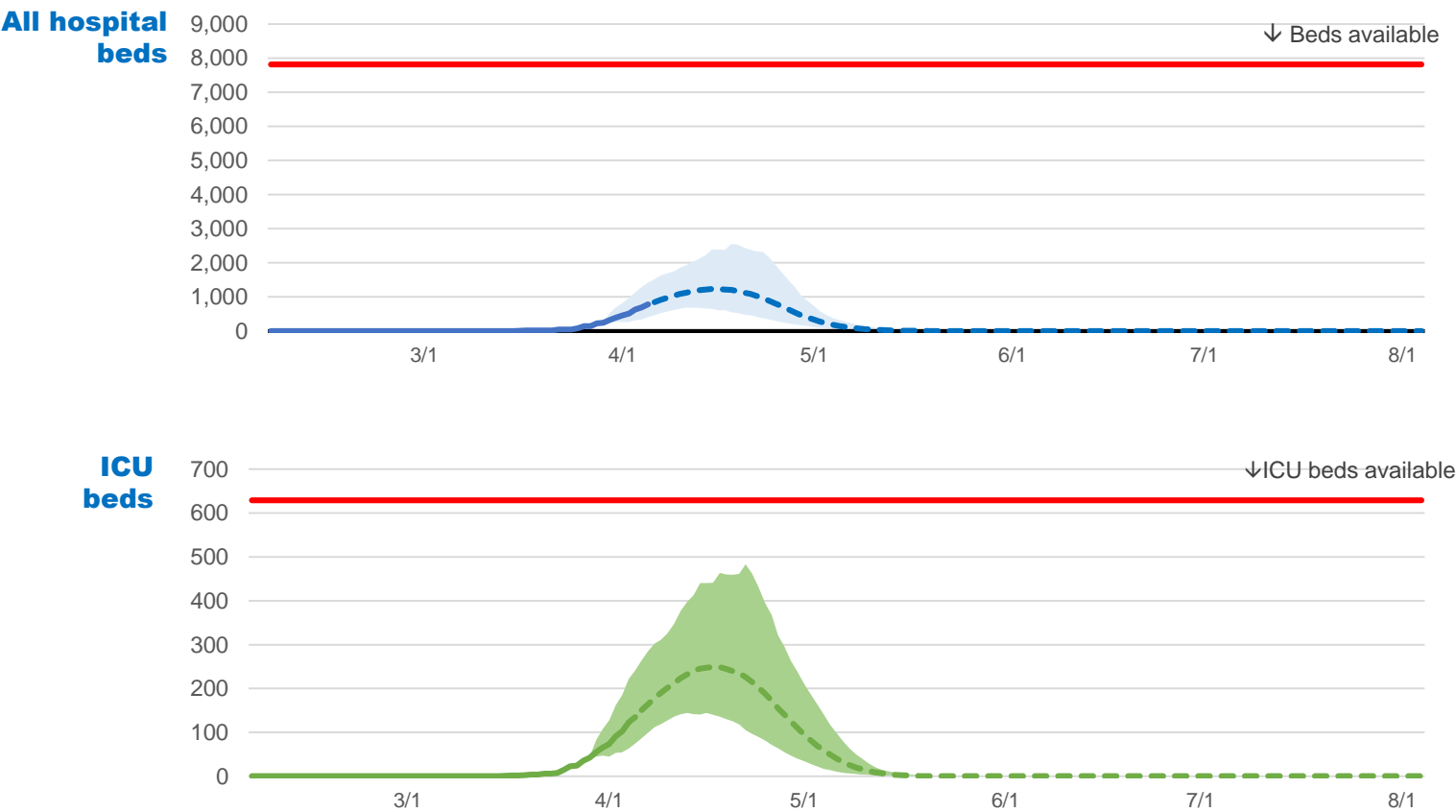
25

587

RESOURCES NEEDED FOR COVID PATIENTS ON PEAK DATE		
All beds needed	All beds available	Bed Shortage
1,232 beds	7,812 beds	0 beds
ICU beds needed	ICU beds available	ICU Bed Shortage
245 beds	629 beds	0 beds
Invasive ventilators needed		
208		

COVID-19 STATE DATASHEET

Tennessee COVID-19 Data
Projected hospital resource use

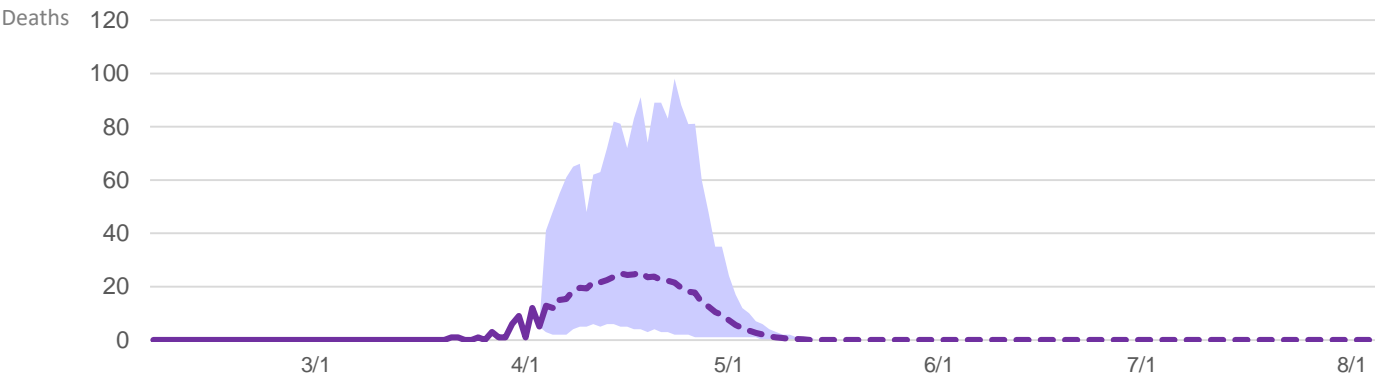


Source: Institute for Health Metrics and Evaluation (IHME). COVID-19 Projections. Seattle, WA: IHME, University of Washington, 2020. Available from <https://covid19.healthdata.org/projections> (Accessed March 30, 2020)

COVID-19 STATE DATASHEET

Tennessee COVID-19 Data
Projected deaths per day

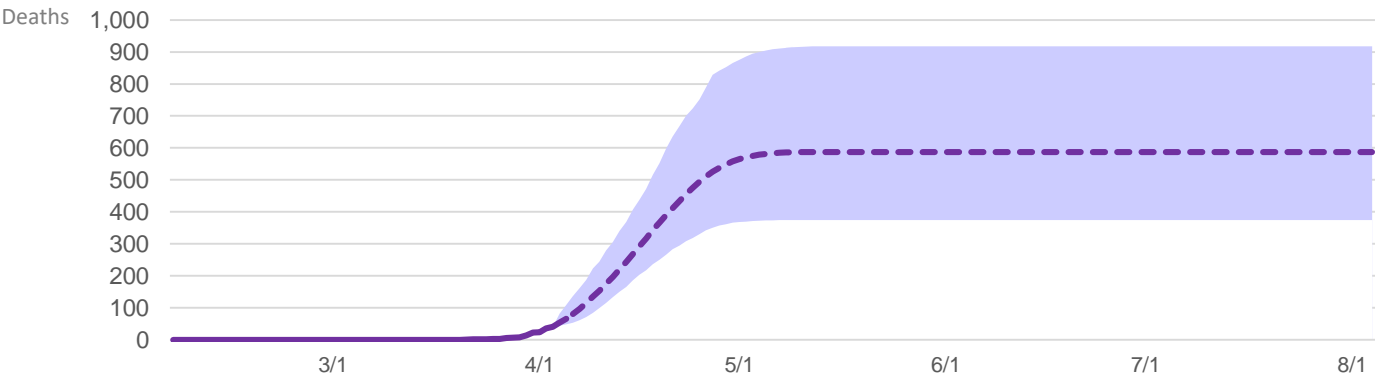
25
COVID-19 deaths
Projected on
Apr 18, 2020



Projected total deaths

587
Cumulative COVID-19
deaths

PROJECTED THROUGH
August 4, 2020



Source: Institute for Health Metrics and Evaluation (IHME). COVID-19 Projections. Seattle, WA: IHME, University of Washington, 2020. Available from <https://covid19.healthdata.org/projections> (Accessed March 30, 2020)

Projection

Projection 95%
Uncertainty Interval

COVID-19 STATE DATASHEET

Texas COVID-19 Data
Overview of Projections

Updated 04/05/2020 23:00 Pacific Time

Assumes the continuation of strong social distancing measures and other protective measures

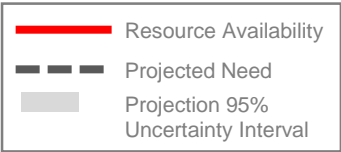
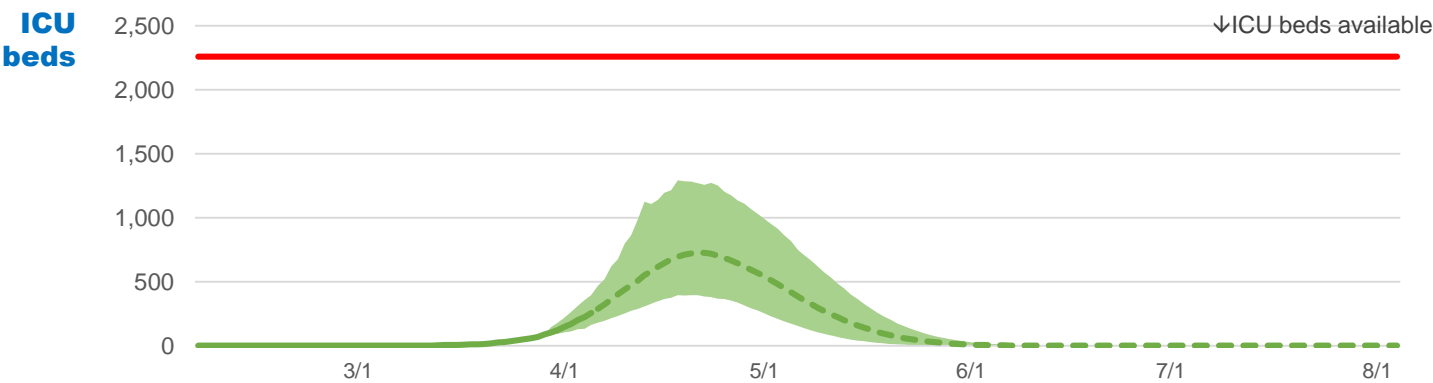
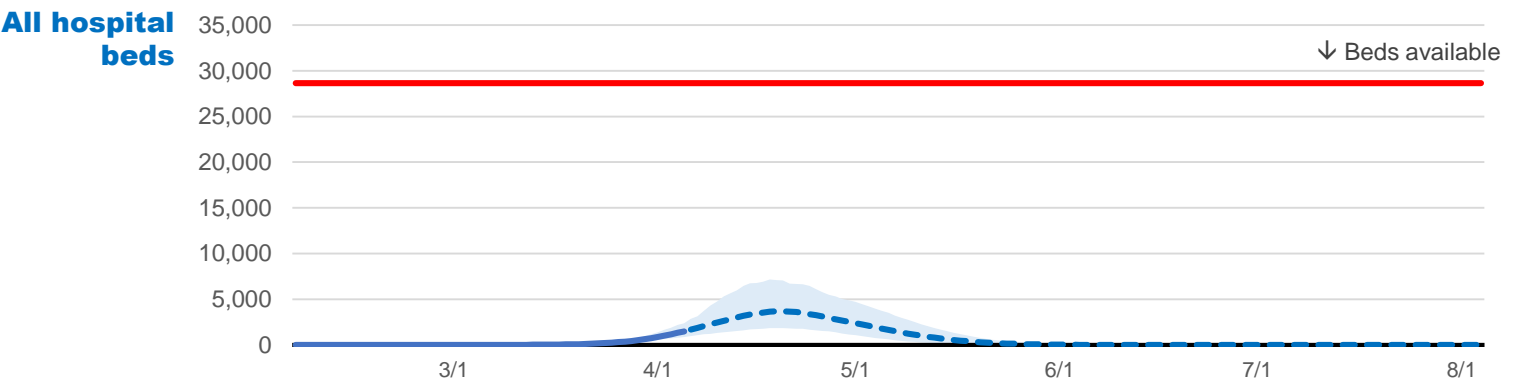
DATE OF PEAK RESOURCE USE	PEAK COVID-19 DEATHS PER DAY	CUMULATIVE COVID-19 DEATHS ON AUG. 4, 2020
4/19/2020	72	2,025

RESOURCES NEEDED FOR COVID PATIENTS ON PEAK DATE		
All beds needed	All beds available	Bed Shortage
3,682 beds	28,633 beds	0 beds
ICU beds needed	ICU beds available	ICU Bed Shortage
712 beds	2,259 beds	0 beds
Invasive ventilators needed		
605		

Source: Institute for Health Metrics and Evaluation (IHME). COVID-19 Projections. Seattle, WA: IHME, University of Washington, 2020. Available from <https://covid19.healthdata.org/projections> (Accessed March 30, 2020)

COVID-19 STATE DATASHEET

Texas COVID-19 Data
Projected hospital resource use

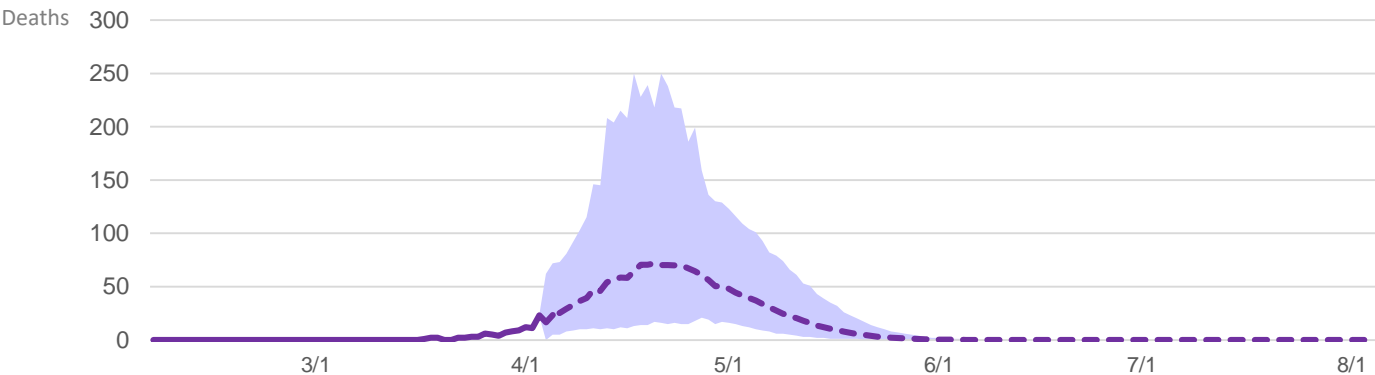


Source: Institute for Health Metrics and Evaluation (IHME). COVID-19 Projections. Seattle, WA: IHME, University of Washington, 2020. Available from <https://covid19.healthdata.org/projections> (Accessed March 30, 2020)

COVID-19 STATE DATASHEET

Texas COVID-19 Data
Projected deaths per day

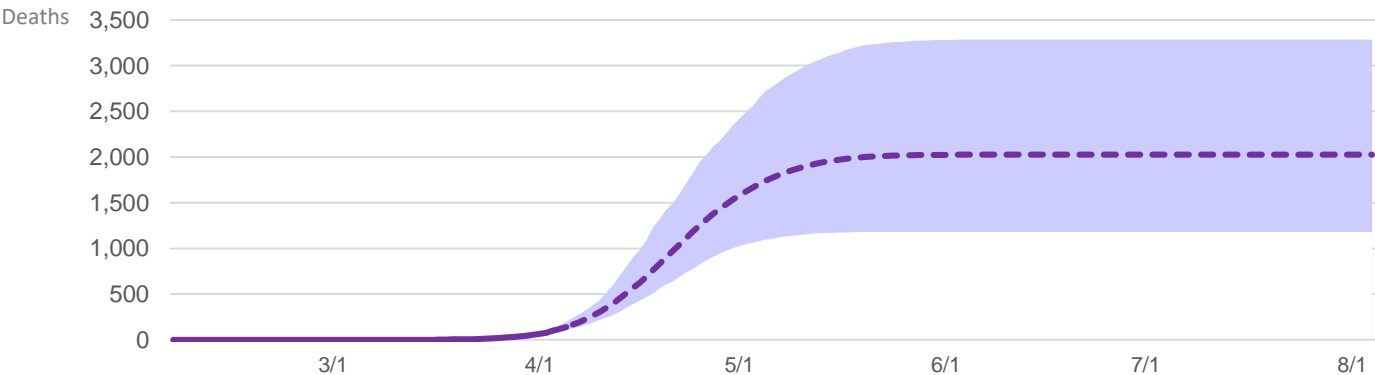
72
COVID-19 deaths
Projected on
Apr 20, 2020



Projected total deaths

2,025
Cumulative COVID-19
deaths

PROJECTED THROUGH
August 4, 2020



Source: Institute for Health Metrics and Evaluation (IHME). COVID-19 Projections. Seattle, WA: IHME, University of Washington, 2020. Available from <https://covid19.healthdata.org/projections> (Accessed March 30, 2020)

Projection

Projection 95%
Uncertainty Interval

COVID-19 STATE DATASHEET

Utah COVID-19 Data
Overview of Projections

Updated 04/05/2020 23:00 Pacific Time

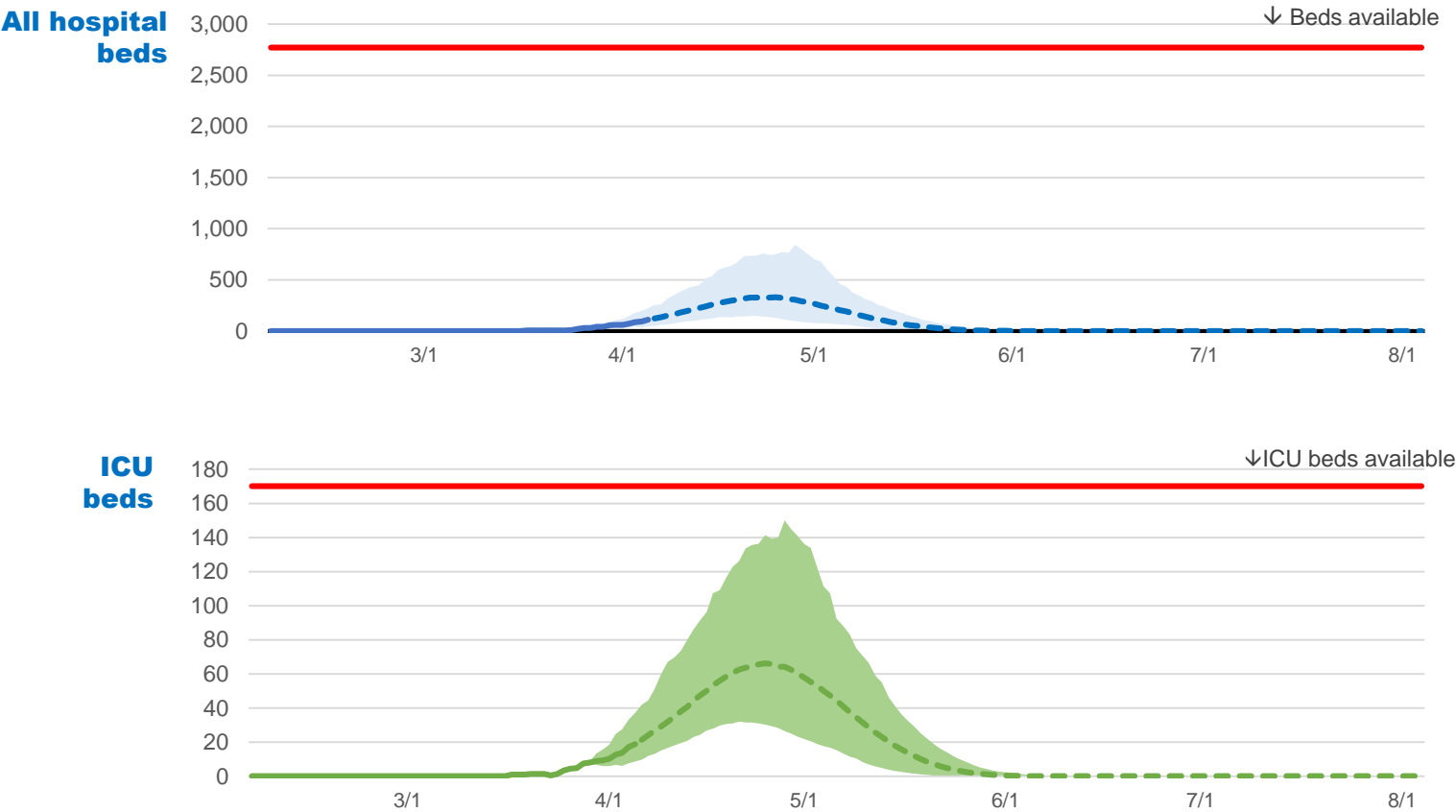
Assumes the continuation of strong social distancing measures and other protective measures

DATE OF PEAK RESOURCE USE	PEAK COVID-19 DEATHS PER DAY	CUMULATIVE COVID-19 DEATHS ON AUG. 4, 2020
4/25/2020	7	186

RESOURCES NEEDED FOR COVID PATIENTS ON PEAK DATE		
All beds needed	All beds available	Bed Shortage
329 beds	2,771 beds	0 beds
ICU beds needed	ICU beds available	ICU Bed Shortage
66 beds	170 beds	0 beds
Invasive ventilators needed		
56		

COVID-19 STATE DATASHEET

Utah COVID-19 Data
Projected hospital resource use



Source: Institute for Health Metrics and Evaluation (IHME). COVID-19 Projections. Seattle, WA: IHME, University of Washington, 2020. Available from <https://covid19.healthdata.org/projections> (Accessed March 30, 2020)

Resource Availability

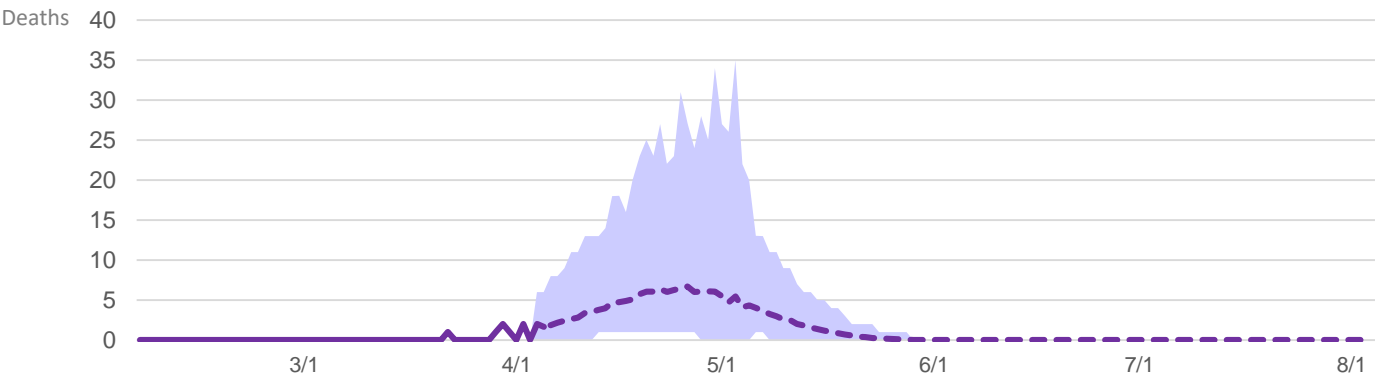
Projected Need

Projection 95% Uncertainty Interval

COVID-19 STATE DATASHEET

Utah COVID-19 Data
Projected deaths per day

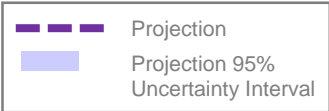
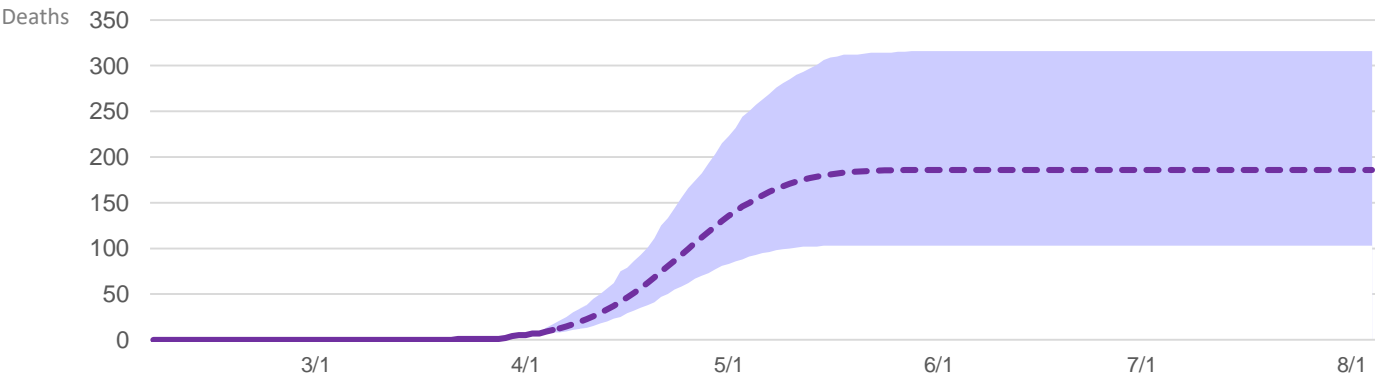
7
COVID-19 deaths
Projected on
Apr 26, 2020



Projected total deaths

186
Cumulative COVID-19
deaths

PROJECTED THROUGH
August 4, 2020



Source: Institute for Health Metrics and Evaluation (IHME). COVID-19 Projections. Seattle, WA: IHME, University of Washington, 2020. Available from <https://covid19.healthdata.org/projections> (Accessed March 30, 2020)

COVID-19 STATE DATASHEET

Vermont COVID-19 Data
Overview of Projections

Updated 04/05/2020 23:00 Pacific Time

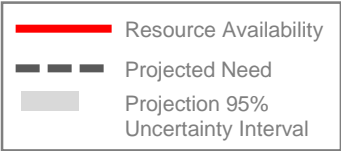
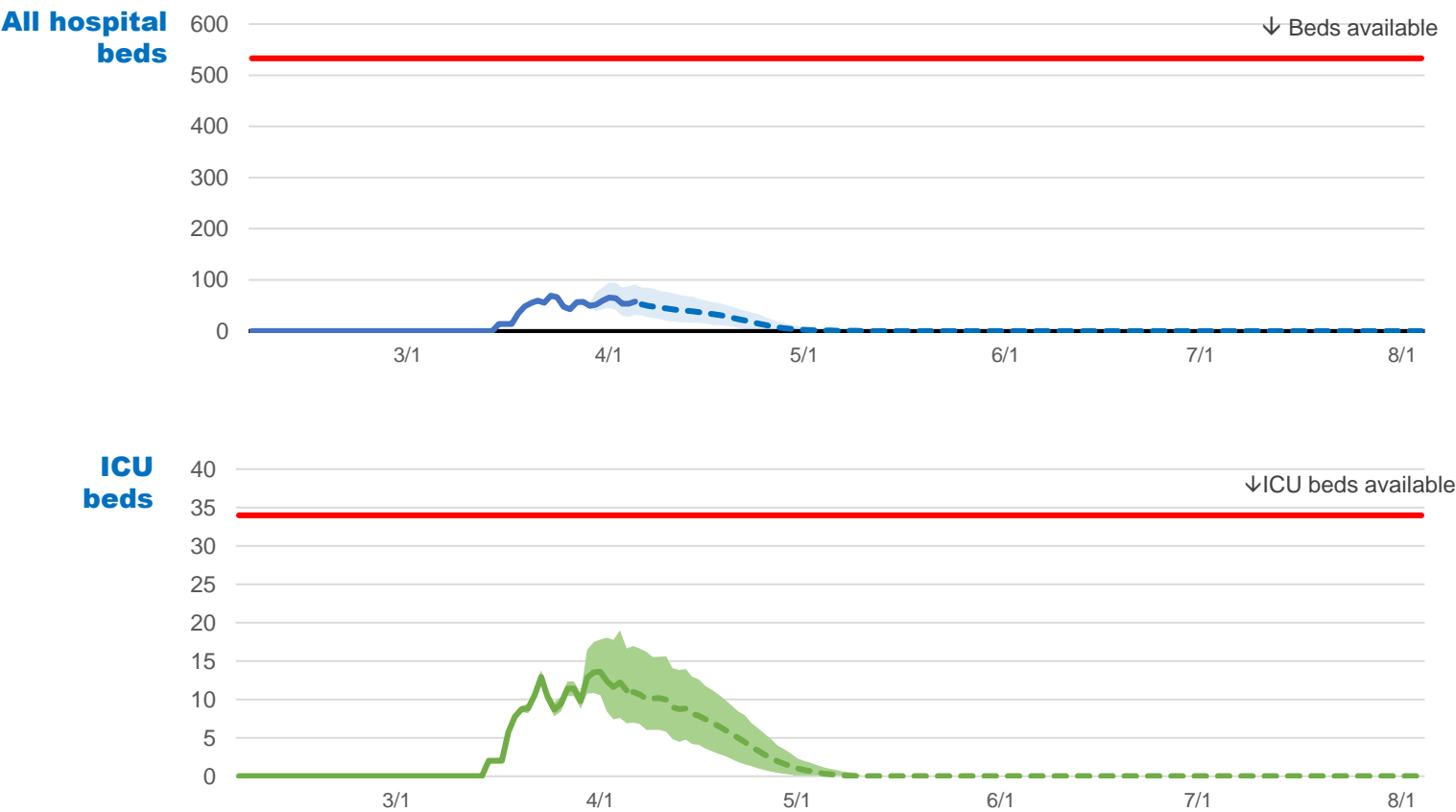
Assumes the continuation of strong social distancing measures and other protective measures

DATE OF PEAK RESOURCE USE	PEAK COVID-19 DEATHS PER DAY	CUMULATIVE COVID-19 DEATHS ON AUG. 4, 2020
3/23/2020	3	35

RESOURCES NEEDED FOR COVID PATIENTS ON PEAK DATE		
All beds needed	All beds available	Bed Shortage
69 beds	533 beds	0 beds
ICU beds needed	ICU beds available	ICU Bed Shortage
13 beds	34 beds	0 beds
Invasive ventilators needed		
11		

COVID-19 STATE DATASHEET

Vermont COVID-19 Data
Projected hospital resource use

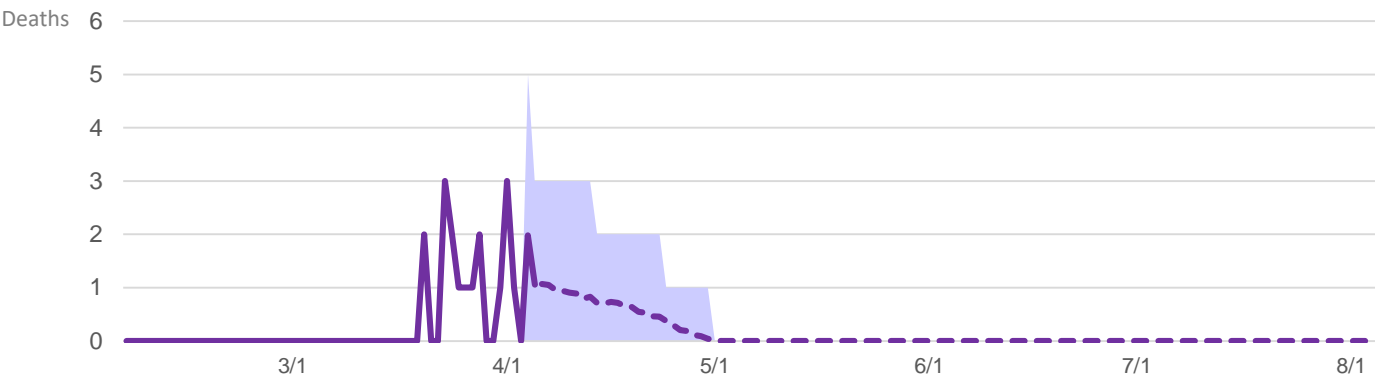


Source: Institute for Health Metrics and Evaluation (IHME). COVID-19 Projections. Seattle, WA: IHME, University of Washington, 2020. Available from <https://covid19.healthdata.org/projections> (Accessed March 30, 2020)

COVID-19 STATE DATASHEET

Vermont COVID-19 Data
Projected deaths per day

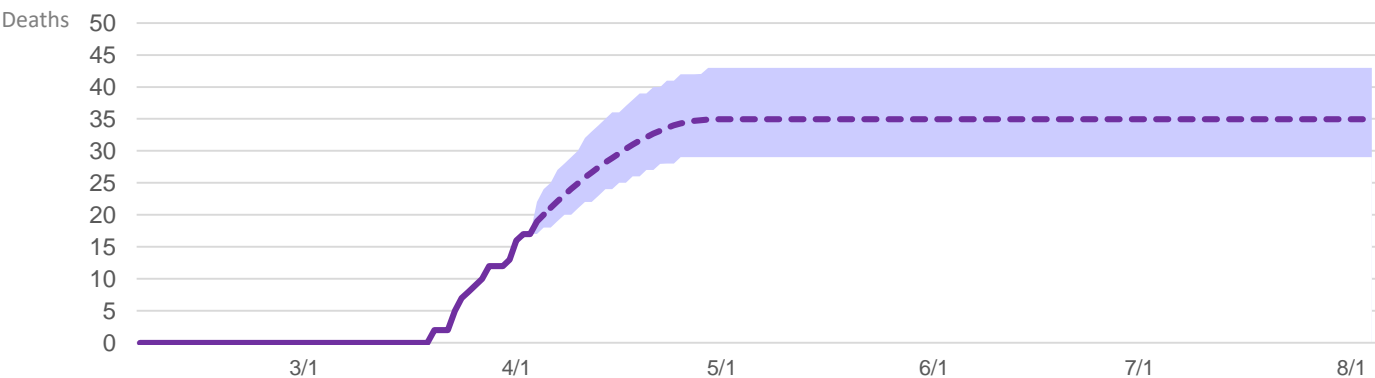
3
COVID-19 deaths
Projected on
Mar 23, 2020



Projected total deaths

35
Cumulative COVID-19
deaths

PROJECTED THROUGH
August 4, 2020



Source: Institute for Health Metrics and Evaluation (IHME). COVID-19 Projections. Seattle, WA: IHME, University of Washington, 2020. Available from <https://covid19.healthdata.org/projections> (Accessed March 30, 2020)

COVID-19 STATE DATASHEET

Virginia COVID-19 Data
Overview of Projections

Updated 04/05/2020 23:00 Pacific Time

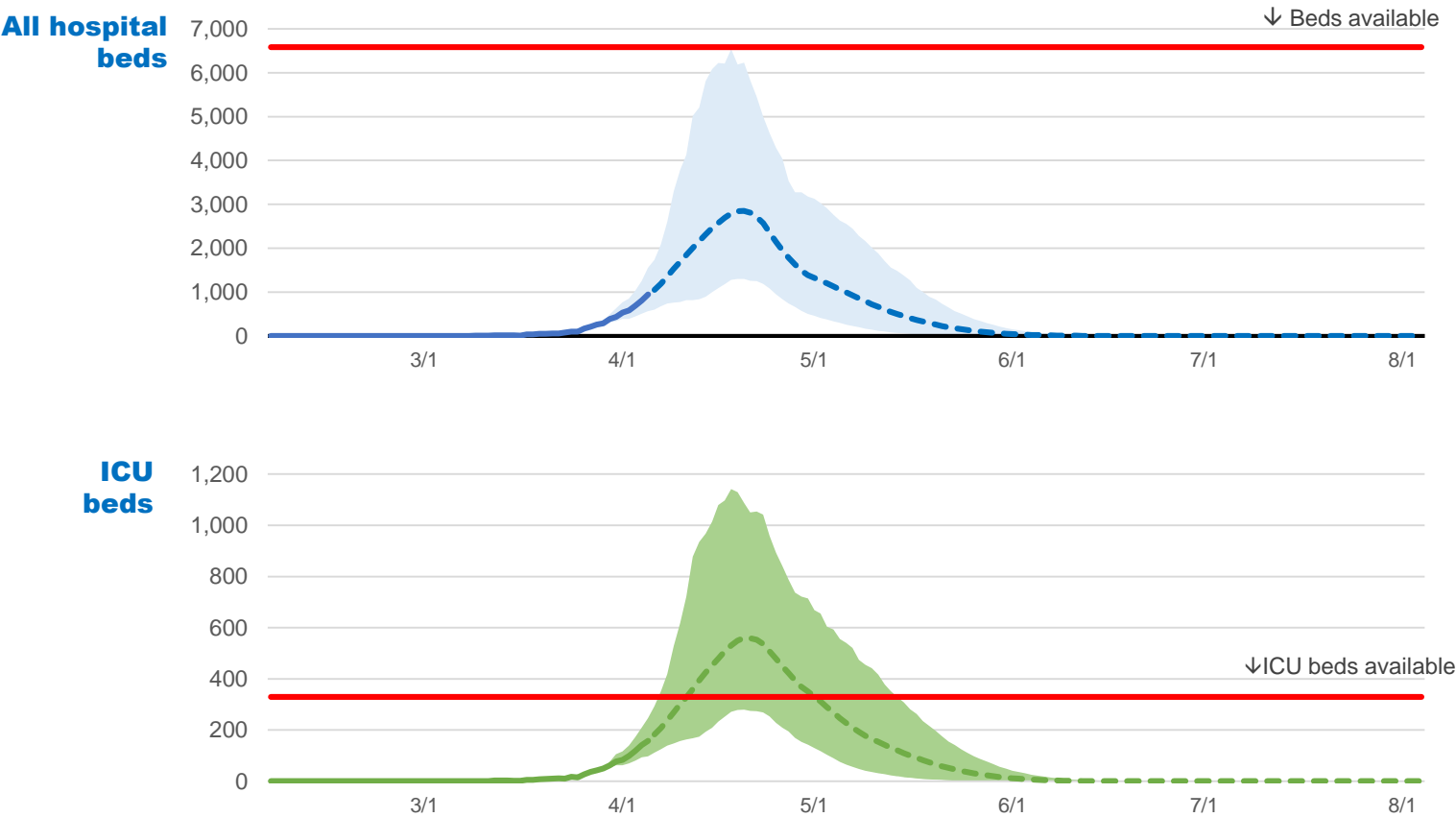
Assumes the continuation of strong social distancing measures and other protective measures

DATE OF PEAK RESOURCE USE	PEAK COVID-19 DEATHS PER DAY	CUMULATIVE COVID-19 DEATHS ON AUG. 4, 2020
4/20/2020	59	1,401

RESOURCES NEEDED FOR COVID PATIENTS ON PEAK DATE		
All beds needed	All beds available	Bed Shortage
2,854 beds	6,581 beds	0 beds
ICU beds needed	ICU beds available	ICU Bed Shortage
560 beds	329 beds	231 beds
Invasive ventilators needed		
476		

COVID-19 STATE DATASHEET

Virginia COVID-19 Data
Projected hospital resource use



Source: Institute for Health Metrics and Evaluation (IHME). COVID-19 Projections. Seattle, WA: IHME, University of Washington, 2020. Available from <https://covid19.healthdata.org/projections> (Accessed March 30, 2020)

Resource Availability

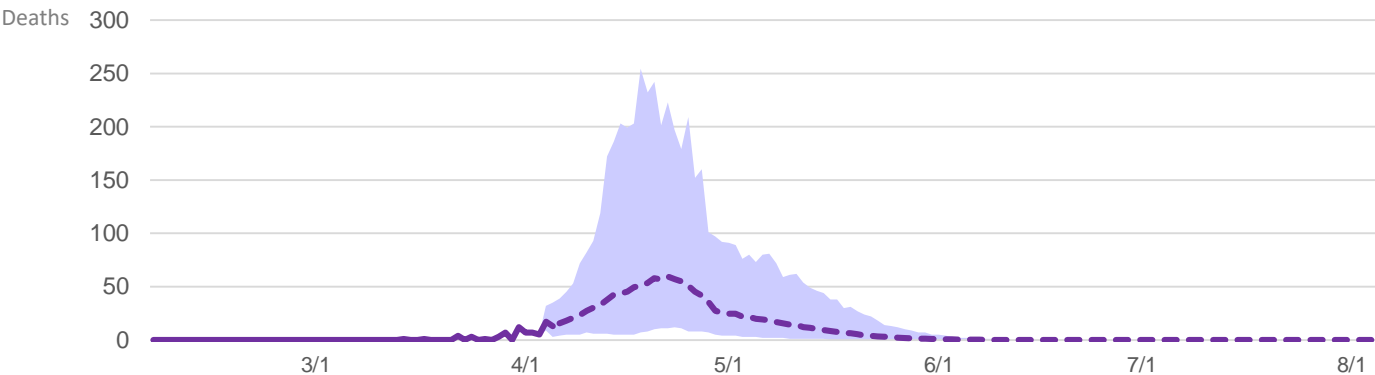
Projected Need

Projection 95% Uncertainty Interval

COVID-19 STATE DATASHEET

Virginia COVID-19 Data
Projected deaths per day

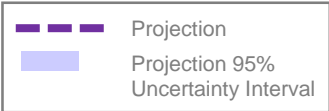
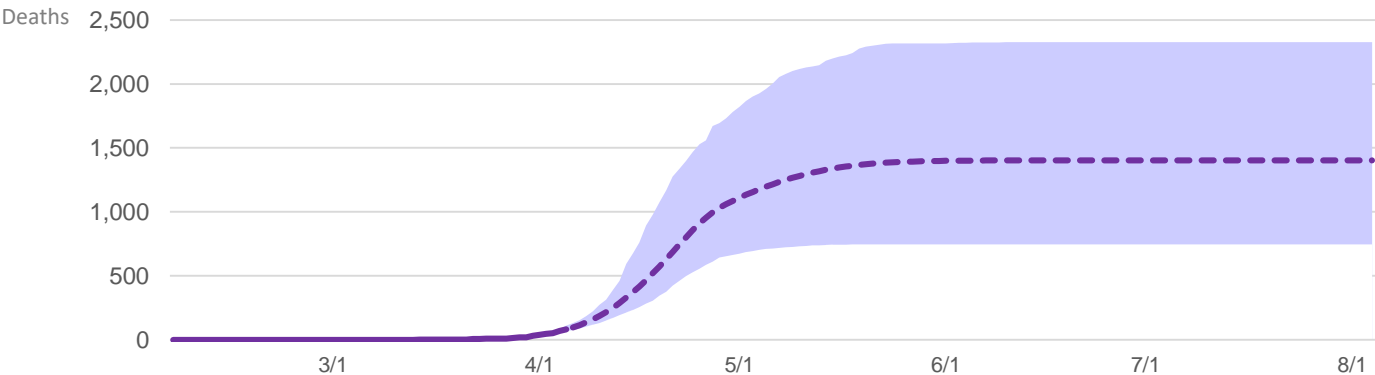
59
COVID-19 deaths
Projected on
Apr 22, 2020



Projected total deaths

1,401
Cumulative COVID-19
deaths

PROJECTED THROUGH
August 4, 2020



Source: Institute for Health Metrics and Evaluation (IHME). COVID-19 Projections. Seattle, WA: IHME, University of Washington, 2020. Available from <https://covid19.healthdata.org/projections> (Accessed March 30, 2020)

COVID-19 STATE DATASHEET

Washington COVID-19 Data
Overview of Projections

Updated 04/05/2020 23:00 Pacific Time

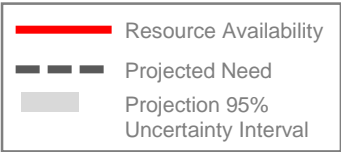
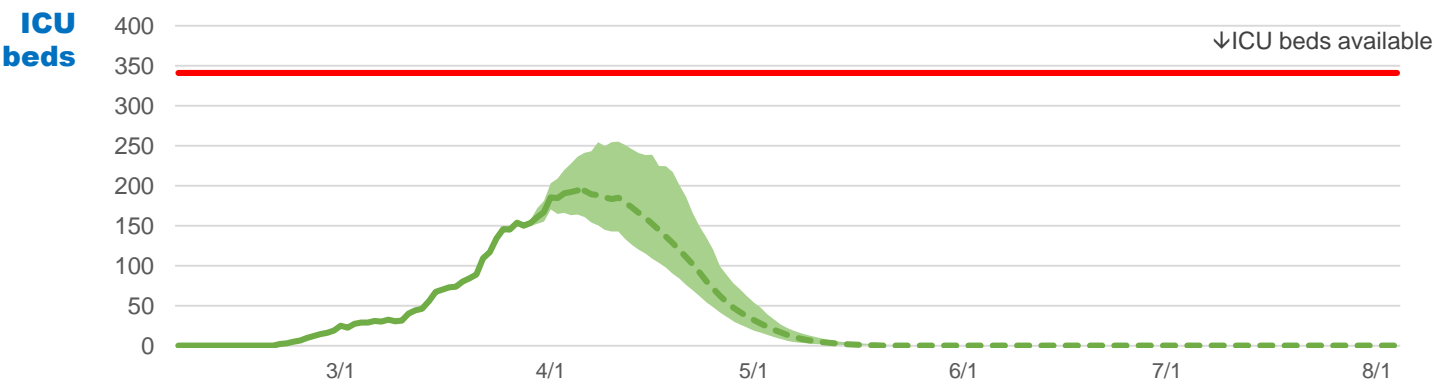
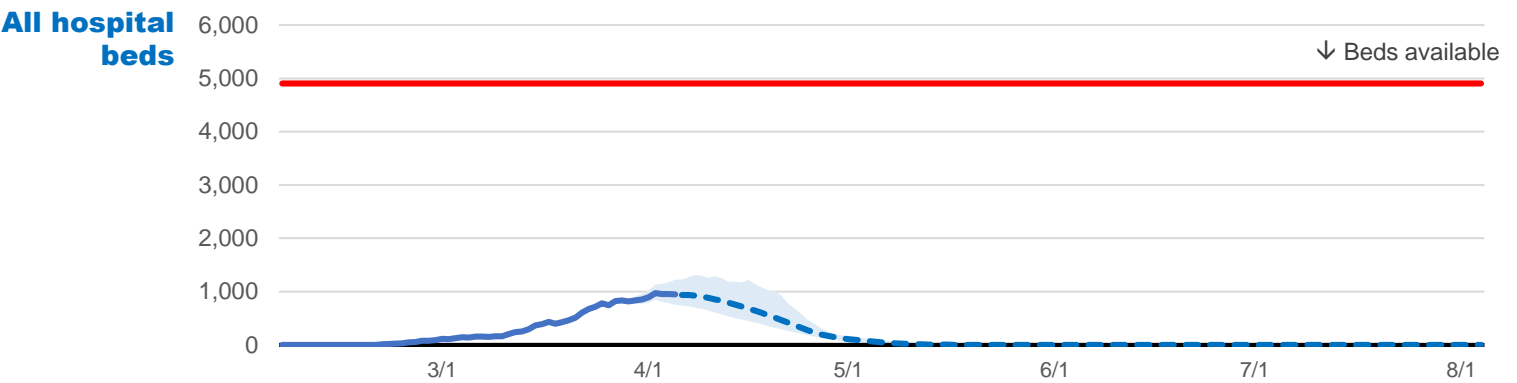
Assumes the continuation of strong social distancing measures and other protective measures

DATE OF PEAK RESOURCE USE	PEAK COVID-19 DEATHS PER DAY	CUMULATIVE COVID-19 DEATHS ON AUG. 4, 2020
4/2/2020	24	632

RESOURCES NEEDED FOR COVID PATIENTS ON PEAK DATE		
All beds needed	All beds available	Bed Shortage
972 beds	4,907 beds	0 beds
ICU beds needed	ICU beds available	ICU Bed Shortage
185 beds	341 beds	0 beds
Invasive ventilators needed		
157		

COVID-19 STATE DATASHEET

Washington COVID-19 Data
Projected hospital resource use



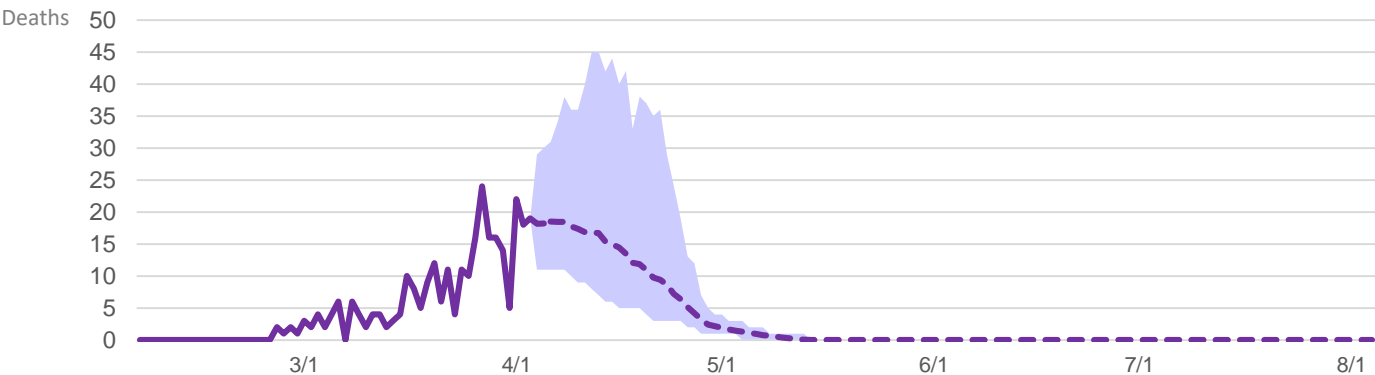
Source: Institute for Health Metrics and Evaluation (IHME). **COVID-19 Projections**. Seattle, WA: IHME, University of Washington, 2020. Available from <https://covid19.healthdata.org/projections> (Accessed March 30, 2020)

COVID-19 STATE DATASHEET

Washington COVID-19 Data

Projected deaths per day

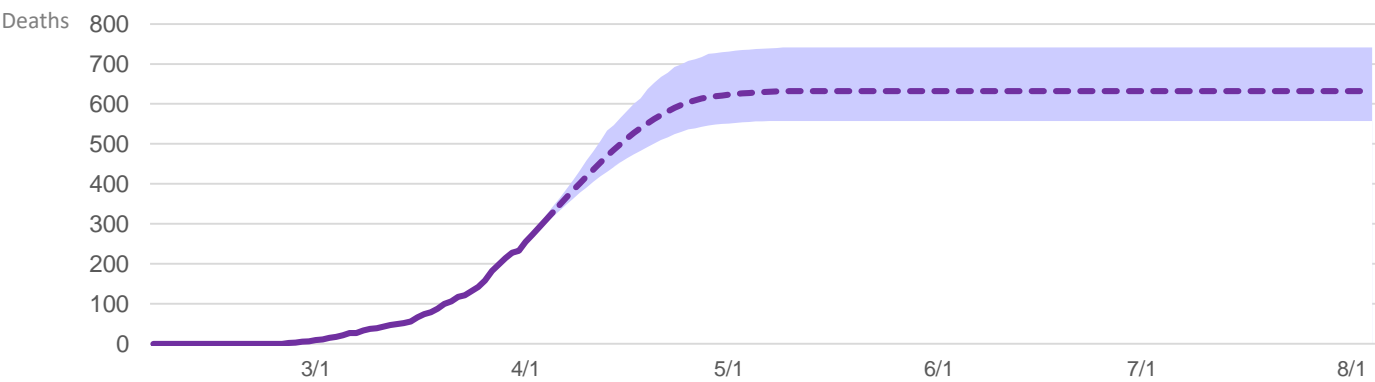
24
COVID-19 deaths
Projected on
Mar 27, 2020



Projected total deaths

632
Cumulative COVID-19
deaths

PROJECTED THROUGH
August 4, 2020



Source: Institute for Health Metrics and Evaluation (IHME). COVID-19 Projections. Seattle, WA: IHME, University of Washington, 2020. Available from <https://covid19.healthdata.org/projections> (Accessed March 30, 2020)

Projection

Projection 95%
Uncertainty Interval

COVID-19 STATE DATASHEET

West Virginia COVID-19 Data
Overview of Projections

Updated 04/05/2020 23:00 Pacific Time

Assumes the continuation of strong social distancing measures and other protective measures

DATE OF PEAK
RESOURCE USE

PEAK COVID-19
DEATHS PER DAY

CUMULATIVE
COVID-19 DEATHS
ON AUG. 4, 2020

4/16/2020

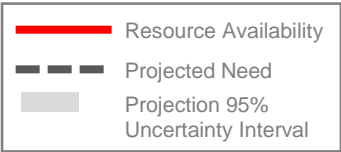
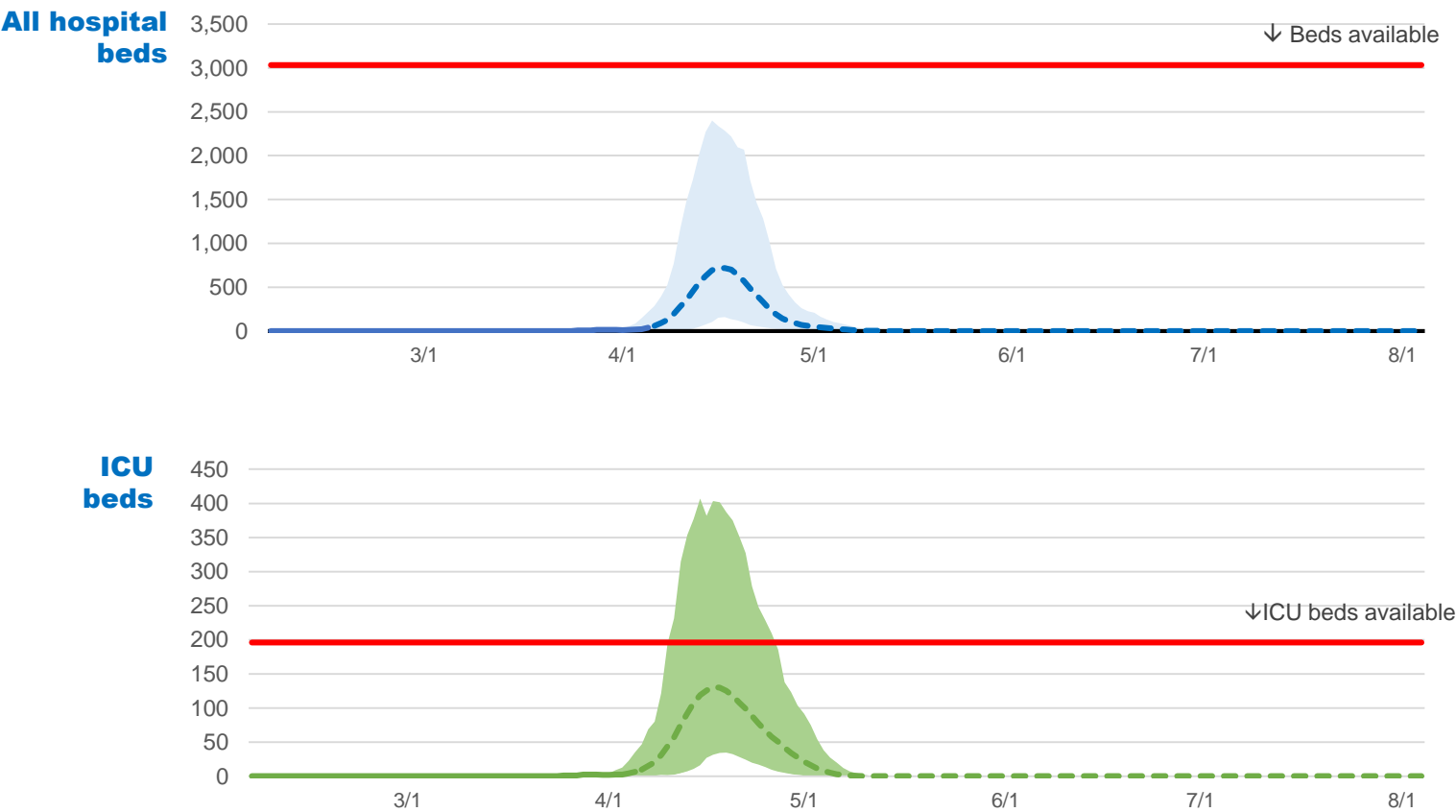
17

182

RESOURCES NEEDED FOR COVID PATIENTS ON PEAK DATE		
All beds needed	All beds available	Bed Shortage
719 beds	3,032 beds	0 beds
ICU beds needed	ICU beds available	ICU Bed Shortage
126 beds	196 beds	0 beds
Invasive ventilators needed		
107		

COVID-19 STATE DATASHEET

West Virginia COVID-19 Data
Projected hospital resource use



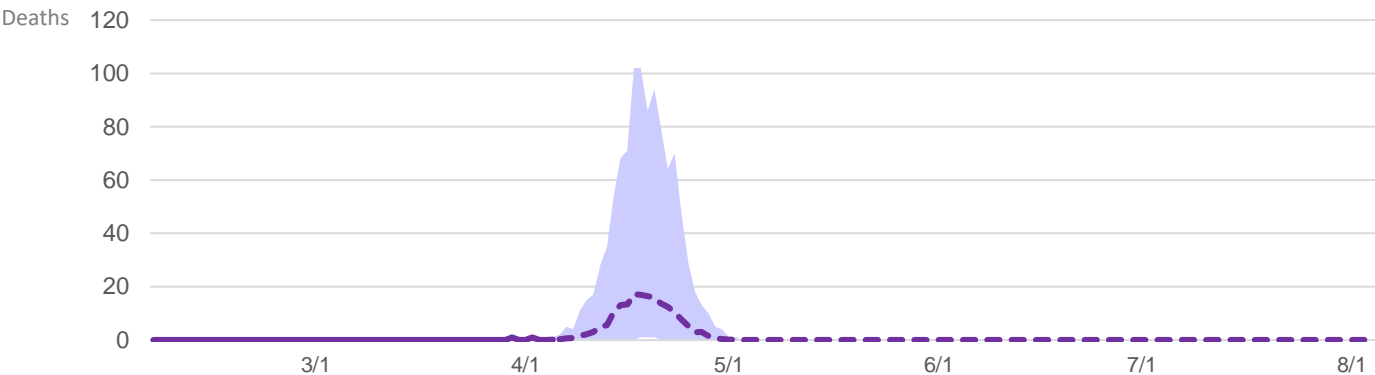
Source: Institute for Health Metrics and Evaluation (IHME). COVID-19 Projections. Seattle, WA: IHME, University of Washington, 2020. Available from <https://covid19.healthdata.org/projections> (Accessed March 30, 2020)

COVID-19 STATE DATASHEET

West Virginia COVID-19 Data

Projected deaths per day

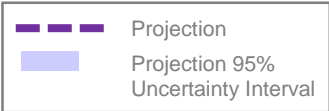
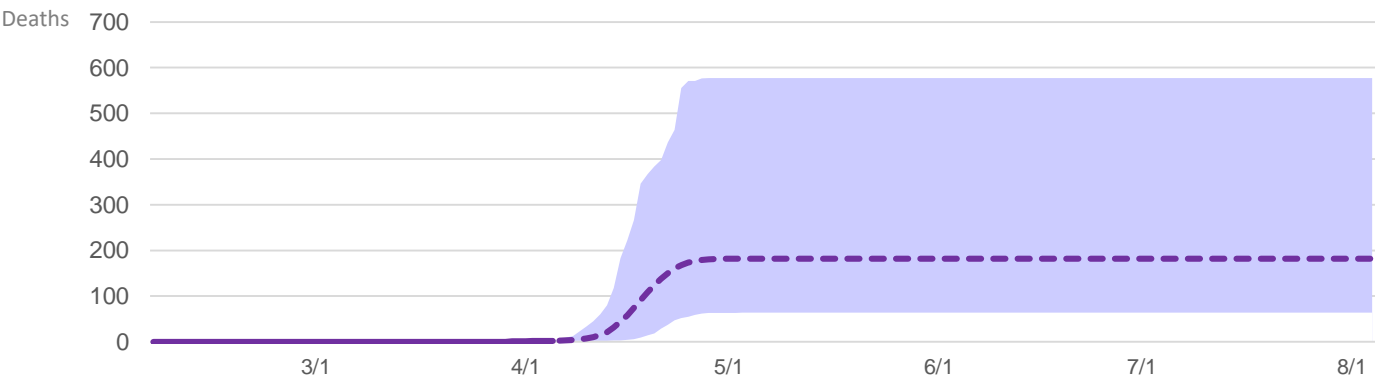
17
COVID-19 deaths
Projected on
Apr 17, 2020



Projected total deaths

182
Cumulative COVID-19
deaths

PROJECTED THROUGH
August 4, 2020



Source: Institute for Health Metrics and Evaluation (IHME). COVID-19 Projections. Seattle, WA: IHME, University of Washington, 2020. Available from <https://covid19.healthdata.org/projections> (Accessed March 30, 2020)

COVID-19 STATE DATASHEET

Wisconsin COVID-19 Data
Overview of Projections

Updated 04/05/2020 23:00 Pacific Time

Assumes the continuation of strong social distancing measures and other protective measures

DATE OF PEAK
RESOURCE USE

4/17/2020

PEAK COVID-19
DEATHS PER DAY

32

CUMULATIVE
COVID-19 DEATHS
ON AUG. 4, 2020

644

RESOURCES NEEDED FOR COVID PATIENTS ON PEAK DATE

All beds needed

1,514 beds

All beds available

5,364 beds

Bed Shortage

0 beds

ICU beds needed

302 beds

ICU beds available

172 beds

ICU Bed Shortage

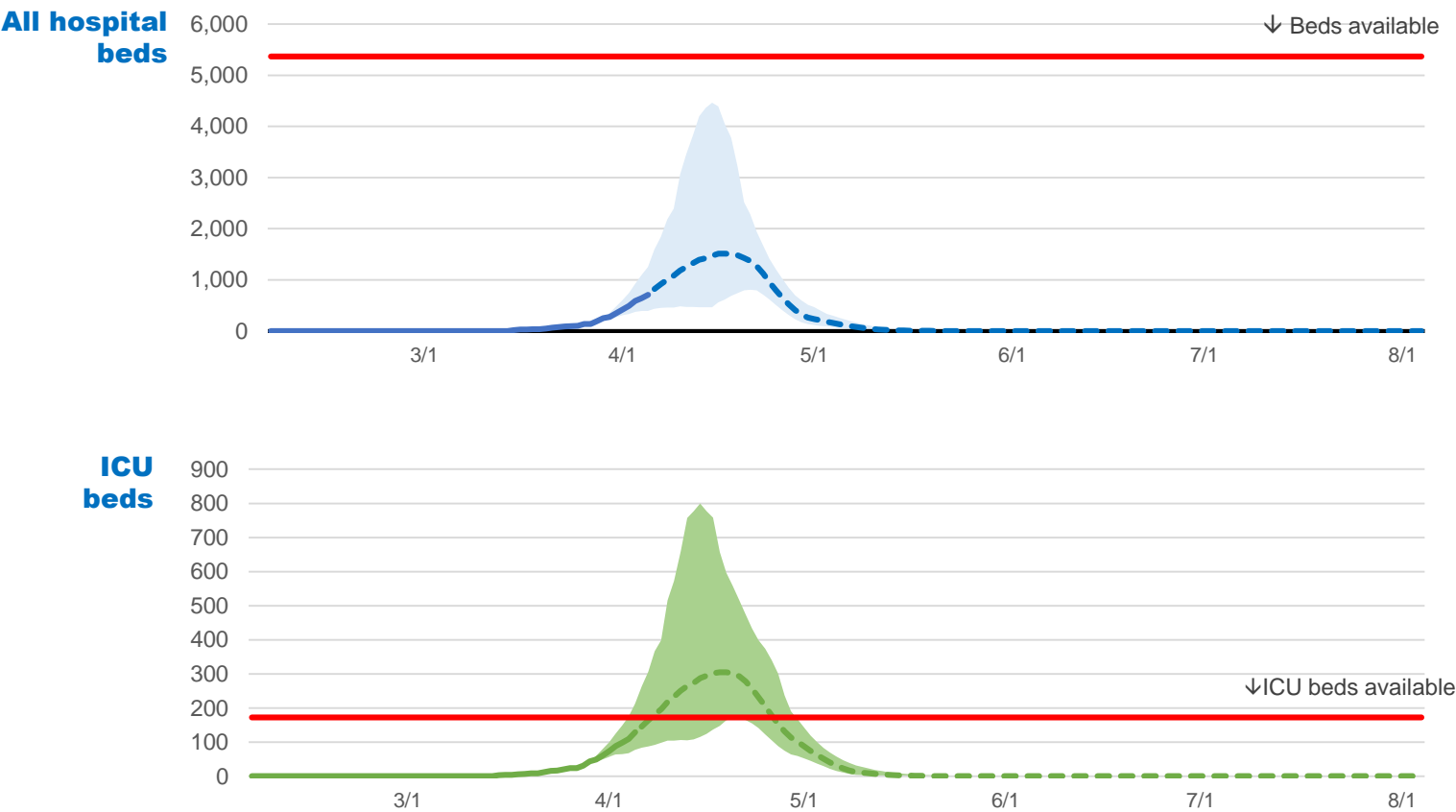
130 beds

Invasive ventilators needed

257

COVID-19 STATE DATASHEET

Wisconsin COVID-19 Data
Projected hospital resource use



Source: Institute for Health Metrics and Evaluation (IHME). COVID-19 Projections. Seattle, WA: IHME, University of Washington, 2020. Available from <https://covid19.healthdata.org/projections> (Accessed March 30, 2020)

Resource Availability

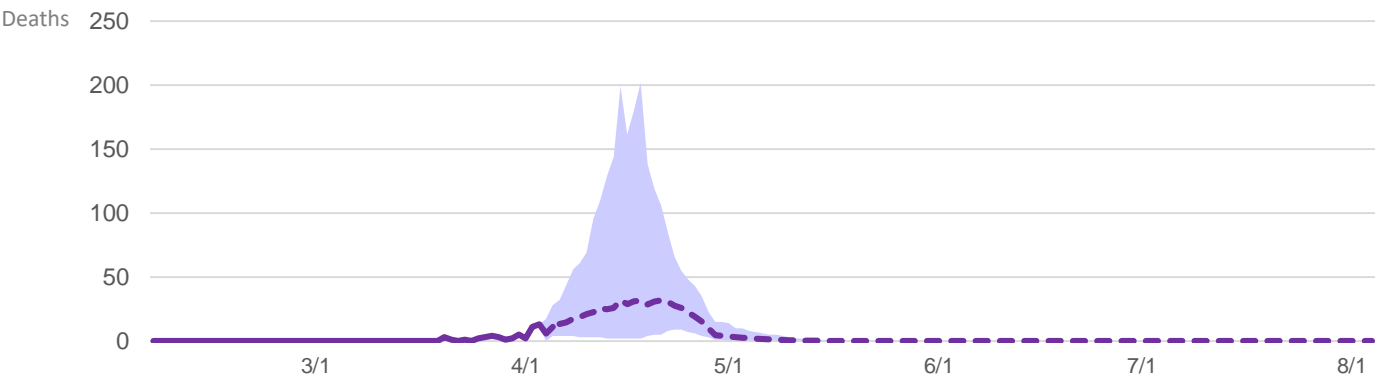
Projected Need

Projection 95% Uncertainty Interval

COVID-19 STATE DATASHEET

Wisconsin COVID-19 Data
Projected deaths per day

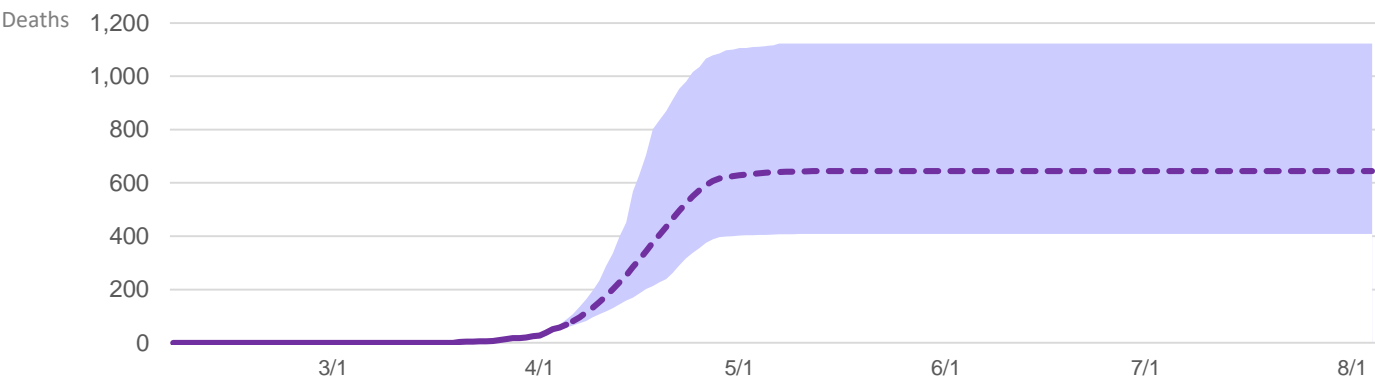
32
COVID-19 deaths
Projected on
Apr 15, 2020



Projected total deaths

644
Cumulative COVID-19
deaths

PROJECTED THROUGH
August 4, 2020



Source: Institute for Health Metrics and Evaluation (IHME). COVID-19 Projections. Seattle, WA: IHME, University of Washington, 2020. Available from <https://covid19.healthdata.org/projections> (Accessed March 30, 2020)

COVID-19 STATE DATASHEET

Wyoming COVID-19 Data
Overview of Projections

Updated 04/05/2020 23:00 Pacific Time

Assumes the continuation of strong social distancing measures and other protective measures

DATE OF PEAK
RESOURCE USE

PEAK COVID-19
DEATHS PER DAY

CUMULATIVE
COVID-19 DEATHS
ON AUG. 4, 2020

4/29/2020

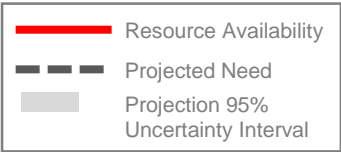
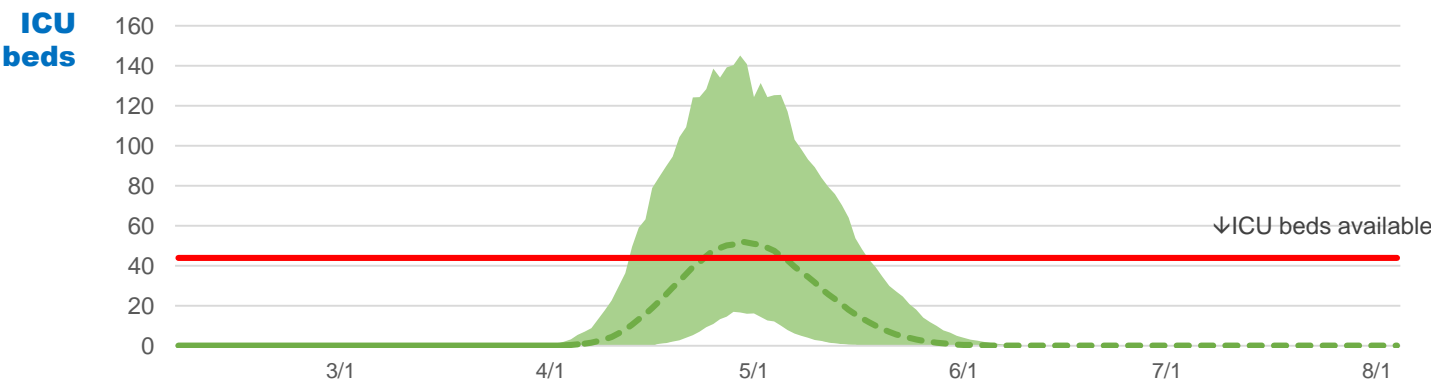
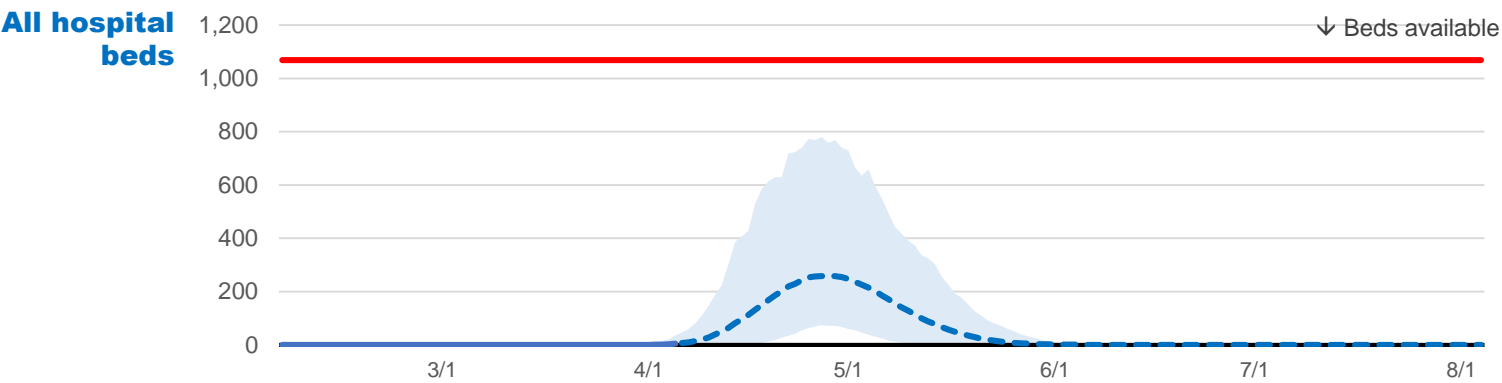
6

119

RESOURCES NEEDED FOR COVID PATIENTS ON PEAK DATE		
All beds needed	All beds available	Bed Shortage
258 beds	1,069 beds	0 beds
ICU beds needed	ICU beds available	ICU Bed Shortage
52 beds	44 beds	8 beds
Invasive ventilators needed		
44		

COVID-19 STATE DATASHEET

Wyoming COVID-19 Data
Projected hospital resource use

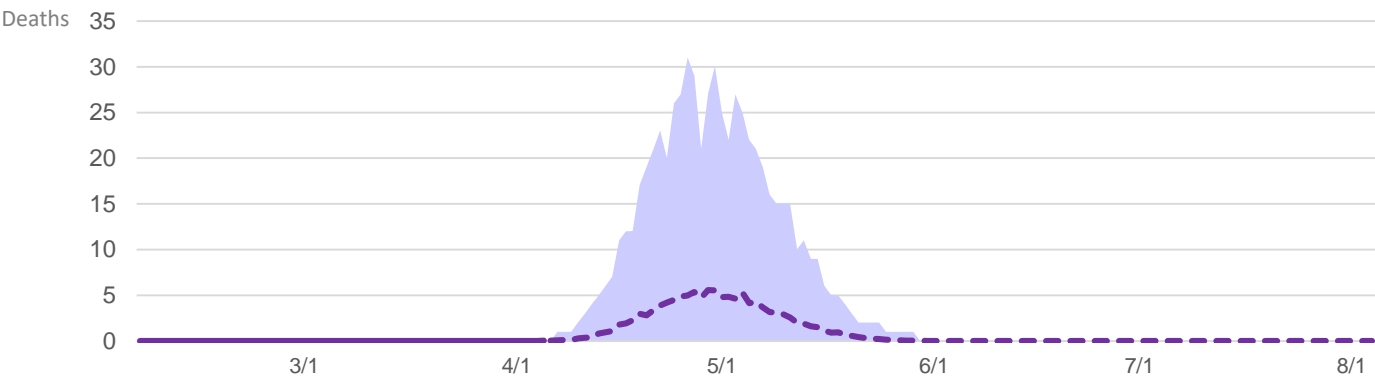


Source: Institute for Health Metrics and Evaluation (IHME). COVID-19 Projections. Seattle, WA: IHME, University of Washington, 2020. Available from <https://covid19.healthdata.org/projections> (Accessed March 30, 2020)

COVID-19 STATE DATASHEET

Wyoming COVID-19 Data
Projected deaths per day

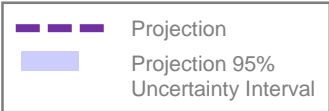
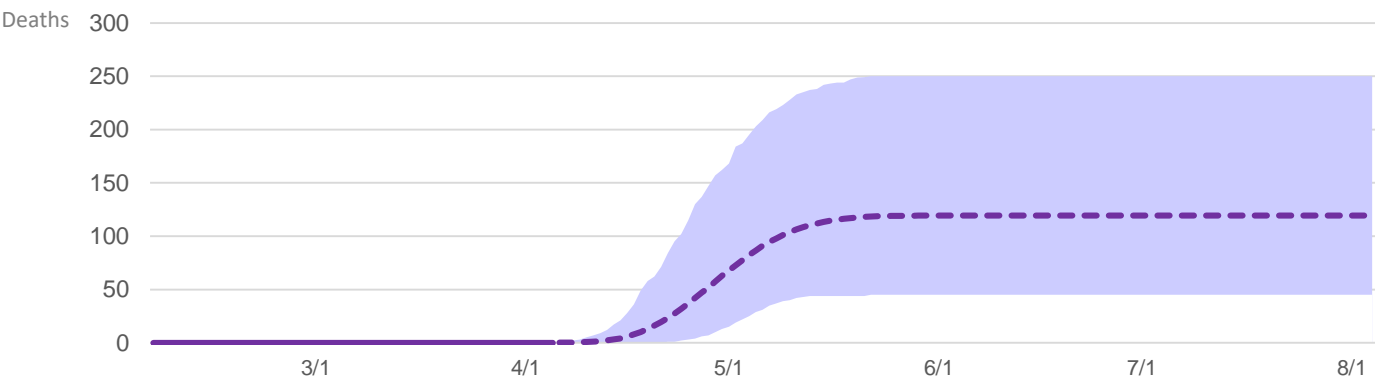
6
COVID-19 deaths
Projected on
Apr 29, 2020



Projected total deaths

119
Cumulative COVID-19
deaths

PROJECTED THROUGH
August 4, 2020



Source: Institute for Health Metrics and Evaluation (IHME). COVID-19 Projections. Seattle, WA: IHME, University of Washington, 2020. Available from <https://covid19.healthdata.org/projections> (Accessed March 30, 2020)