


"A Sod Roof Over a Green Facility - The Merion GC Maintenance Facility"



This is our roof



Construction of Green Roof

Drainage fabric on the roof



Layer two of four



Putting the special mix on the roof



Rubber for the green roof



Blowing Custom Mix on the Roof





Hydro-seeded with Aurora Gold Fescue



Add Water



And then there was grass!



Green Roof

Views prior and after construction



Maintenance Shop Before



All supervisors moved into my
office in the club house



For 6 months we moved into the caddie
building until spring when we went to
the tent.



Excavation Day 1



Moving irrigation wires



Storm Water Re-entry System



First Month Digging out Towards Course



Second Month Hit Major Rock



Christmas Weekend Vandals
Bent Over 128 Anchor Bolts



Placing the forms for the columns of the Admin bldg.



Eventually all buildings get started



Takes lots of construction people and it is very disrupting to club business

The first wall goes up



Got Building Permit 2/4/10 & 36" of snow on 2/5-7/10




Green Roof Super Structure



Late May 2010



July 2010 – Seventh month



Heated Floor in Mechanic's Area





Pex pipe for washers



Lots of piping that is inaccessible later



Sand Silos



Filling the silos for the first time






Office of the Golf Course Director of Operations



Assistant Superintendent's Office



Employee Break Room




Locker Room



Reception Area and Conference Room



Lab Room




Mechanic's Shop




Re-fuel Area



Equipment Storage



Chemical and Fertilizer Storage Area



Specialty Areas

Irrigation Shop



Wicker Work Shop



Thank you!

