









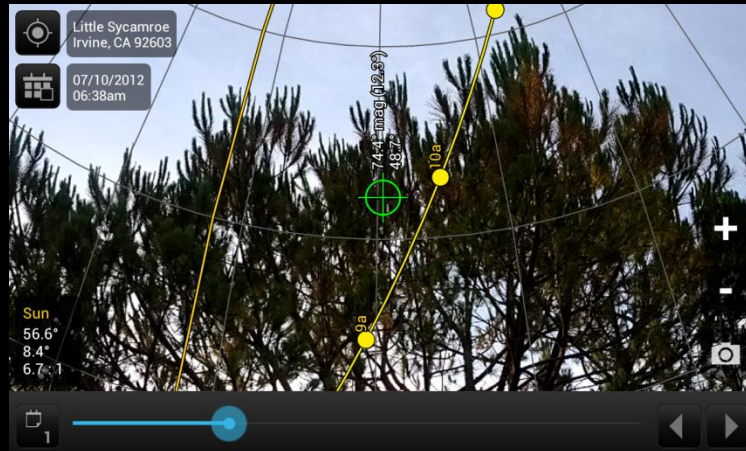


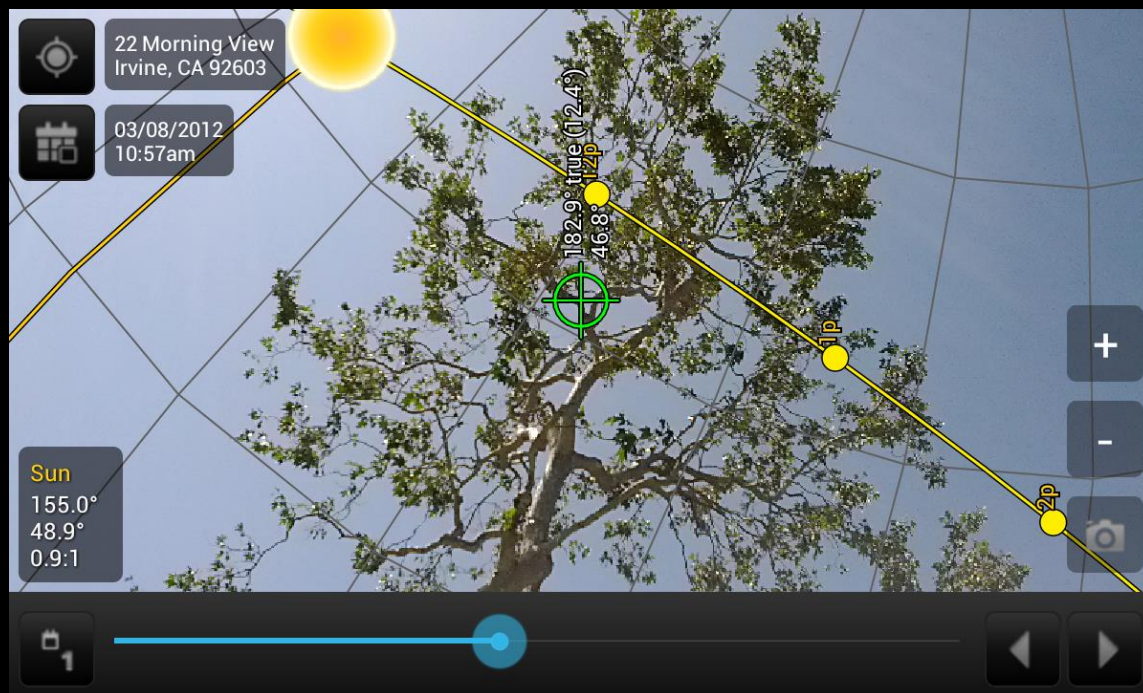

Greens Aerification

1. 2x Verticut
2. 2x Spike
3. 2x Mow with groomers
4. 3/8 inch core aerification
5. Clean
6. Fertilizer and amendments
7. Topdress and Broom
8. Roll







































	Clay (%)	Silt (%)	Sand (%)	Organic Matter (%)	Fine Gravel - 2 mm	Very Coarse Sand	Coarse Sand - 0.5	Medium Sand - 0.25	Fine Sand - 0.15	Very Fine Sand - 0.075	Very Fine Sand - 0.0425	Saturated Conductivity	30cm Moisture Retention
	≤3	≤5			≤3	≤10	≥60		≤20	≤5		≥6	
el)	1.4	1.7	97	0.5	0.2	6	18.6	53.6	14.7		3.8	10.9	
l)	1.4	1.6	97	0.4	0.2	6.3	18.5	53.4	14.7		3.9	11.8	
ge	1.4	1.7	97	0.5	0.2	6.2	18.6	53.5	14.7		3.85		
e)	0.35	0.41		0.2	0.1	3.1	1.86	5.35	2.21	0	1.16		
	3.2		96	0.75	0.7	1.2	6.7	73	14.1	0.9	0.2		
					0.5	6	35	45	10	3			

and Grad.Index



PURE DISTINCTION CREEPING BENTGRASS

- Excellent resistance to bacterial wilt, brown patch, fusarium patch, anthracnose and leaf spot
- Great resistance to dollar spot
- Excellent heat, cold, and wear tolerance
- Recovers quickly



Oregon's most experienced growers produce to standards higher than general certified standards. Our seed is free of *Poa annua*, *Poa trivialis*, and all other noxious and unacceptable weed seeds.

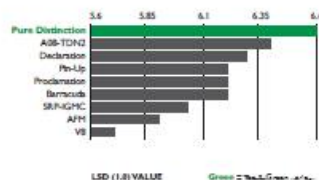
Pure Distinction is the latest advanced bentgrass from Pure-Seed Testing. It has a rich heritage that includes legendary Pennecross and the groundbreaking Penn A's and G's. Uniquely bright green colored, Pure Distinction takes the superb attributes of these bents—dense, upright, and aggressive growth, less thatch and easy maintenance—to the next level. It's the ultimate bentgrass for smooth and true putting greens and ideal for tees and fairways. Pure Distinction also has exceptionally strong resistance to diseases and outstanding resistance to heat, cold and wear.

Recommended seeding rate is 1.0 to 1.5 lbs/1,000 sq ft for new plantings, and 0.1 to 0.25 lbs/1,000 sq ft for interseeding.

Mean Turfgrass Quality Ratings
of Bentgrass Cultivars On A Green
At Five Locations In U.S.
From AMMI Group I

2010 Data

Turfgrass Quality Ratings 1-9; 9 = Ideal Turf



Management Practices That Have Proven Successful on Creeping Bentgrasses

It has been stated that these grasses are different and not to be managed as other bents. Summarizing this, it means less fertilizer, less water, less babying than the old bents that superintendents are accustomed to. In other words, it adds up to less worry. These bents are tough, useful grasses that require different management, but overall the management is actually easier than the superintendent is accustomed to. The end result is a very high-quality playing surface that thrives on low mowing and culminates in near-perfect conditions, with no extraordinary practices.

The formulations and rates may need to be adjusted according to soil test results and turfgrass performance of the listed grow-in. After the turfgrass has grown in, fertilizer applications should be kept light and infrequent. This can be accomplished by the use of a fertigation system or a soluble product.

The amount of the fertilizer should be .1 lbs of nitrogen every 14 days +/-, depending on approximate growth, clippings, and performance. The yearly amount of nitrogen will be from 2 to 4 lbs, phosphorus 2 to 3 lbs, and potassium 6 to 10 lbs. As far as micronutrient amounts, this should be checked with tissue tests during the year and again with a soil test in the early spring.

Maintenance Program

The first mowing should be done when there is uniform turf coverage with a height from 1/4 to 3/8 inches and definitely not more than a 1/2 inch. The mower should have a smooth front roller. It has been reported that some people have used grooved rollers too early. Clippings should not be caught early on, as this will help build a biomass or padding that will protect the plant from damage. During the early stage it is important

Grow In Fertility Program

lbs fertilizer per 1000 sq ft

Preplant -

Starter Fertilizer 19-25-5 w/ 35% SAN	8 lbs
STEP / Hi-Mag Trace Element Package	12 lbs
0-0-45 Polymer Coated SOP	8.8 lbs
21-0-20 w/100% Poly-S	5.3 lbs

Week 2 - 17-3-17 w/ 50% Methylene Urea	6 lbs
Week 4 - 22-3-14 w/ 33% SAN	4.5 lbs
Week 6 - 13-2-13 Ammon Sulfate + 2% Micros	8 lbs
Week 8 - 17-3-17 w/ 50% Methylene Urea	3 lbs
Week 10 - 22-3-14 w/ 33% SAN	4.5 lbs
Week 11 - 19-25-5 w/35% SAN	4 lbs
Week 12 - 13-2-26 w/ 100% Methylene Urea	3 lbs
Week 14 - 22-0-22 w/ 65% Nutralene + Micros	2 lbs

to do a weekly light topdressing. This will cover the clippings and smooth any roughness in the surface as well as accelerate the filling-in of the turf grass canopy. It is possible to get to the desired mowing height within six to seven weeks after the first mowing, if not sooner. The Penn series grasses are maintained by most facilities at 1/8 inch or lower for greens.

It is important to irrigate only when necessary, such as when required fill the soil profile to field capacity or when trying to flush salts from the soil profile. This could be a 30 to 40 minute cycle, depending on the type of irrigation used or time of year. Do not irrigate the next few nights with a 5- or 10-minute cycle. Stretch the time between irrigation cycles as long as possible. Again, this will vary according to the time of year, but it is possible to go at least 4 to 10 days longer, only needing to hit hot spots if required.

With regard to aeration, this has varied from course to course. Most golf courses aerate two to three times a year: in the spring, early summer, and fall, similar to what is currently being done with other bentgrasses. Some courses are going less, others more, but it all depends on the size of the greens, soil type, and traffic.

Topdressing varies depending on management style, from light weekly applications to once a month when verticutting. As with all bentgrasses it is important to get as much topdressing into the canopy as possible. This can only be accomplished if the canopy is opened up by the use of groomers, verticutting, grooving, or spiking.

These are basic guidelines, which should be adjusted to location conditions or requirements.

SUPERINTENDENT FREQUENT BUYER PROGRAM

Contact your Tee-2-Green distributor for details.

CERTIFIED BLUE TAG PROGRAM

All Tee-2-Green varietal and mixture blue tags earn cash for turfgrass research. Participating programs include GCSAA's Investing in the Beauty of Golf program. To support this program, please contact your Tee-2-Green distributor for details.



Tee-2-Green Corp.
P.O. Box 250
Hubbard, OR 97032
Email: bentinfo@tee-2-green.com

www.tee-2-green.com
Phone: (800) 547-0255
Fax: (503) 651-2351





Poppy Hills
50/50 - Tyee/007

Poppy Hills
007



The Vintage Club – Tyee, 007, Tyee/007, 8001















CONNEAUTA FALLS, WISCONSIN

11 FL. OZ. (0.355 liter)



Leinenkugel's

SUMMER SHANDY







































































